





Résultats de la compétition
Finales nationales UFOLEP
Agen-Boé
11 et 12 juin 2022

1. FEMININ NIVEAU2 11 + . SA_DA (individuels)

1.1. Résultats par équipes

| | Equipe | Club |  |  |  |  | Total |
|----|--------------------|--|--|---|---|---|-------|
| 1 | Pont du chateau | 63--La jeune gaule | 37.4 | 39.2 | 35.9 | 38.8 | 151.3 |
| 2 | LUC gym | 59--Luc gym | 37.0 | 36.1 | 36.7 | 40.0 | 149.8 |
| 3 | Haubourdin | 59--Haubourdin gym | 36.6 | 38.0 | 36.2 | 38.3 | 149.1 |
| 4 | A. Dreux | 28--Alliance de dreux gymnastique | 39.3 | 35.1 | 34.0 | 40.4 | 148.8 |
| 5 | Cergy | 95--Cergy'm Club | 35.1 | 37.9 | 35.6 | 39.4 | 148.0 |
| 6 | Gardanne | 13--Gardanne | 36.1 | 32.8 | 38.4 | 40.3 | 147.6 |
| 7 | Clapiers | 34--Gymnastique Artistique Clapieroise | 40.1 | 36.9 | 33.2 | 37.1 | 147.3 |
| 8 | La cantalienne | 15--La cantalienne | 36.0 | 38.3 | 36.5 | 36.2 | 147.0 |
| 9 | Ris Orangis | 91--Union sportive de ris-orangis | 36.0 | 33.0 | 35.5 | 36.7 | 141.2 |
| 10 | Muret | 31--Le Ralliement | 34.4 | 34.0 | 34.6 | 37.6 | 140.6 |
| | Portet sur garonne | 31--Portet gym | 33.6 | 37.2 | 33.4 | 36.4 | 140.6 |
| 12 | Perpignan | 66--Uscm | 35.4 | 34.4 | 32.1 | 37.4 | 139.3 |
| 13 | Les Clayes | 78--Les Clayes de la Gym | 32.8 | 32.1 | 34.3 | 39.3 | 138.5 |
| 14 | Brie comte robert | 77--Scbgym | 36.1 | 31.6 | 32.6 | 37.6 | 137.9 |
| 15 | Rhodia club | 38--Rhodia-Club Gymnastique | 34.2 | 32.4 | 32.2 | 36.9 | 135.7 |
| 16 | Irigny | 69--Amicale laique irigny | 33.4 | 33.7 | 31.0 | 36.4 | 134.5 |
| 17 | Loos | 59--Loos | 11.5 | 9.9 | 6.6 | 16.5 | 44.5 |

1.2. Résultats individuels





| | Gymnaste | Equipe | Annee |  |  |  |  | Total |
|----|-----------------------|--------------------|-------|--|---|---|---|-------|
| 1 | FOURNIER HELOISE | Haubourdin | 2003 | 13.6 | 13.3 | 12.3 | 13.0 | 52.2 |
| 2 | BOSSARD EMMA | Pont du chateau | 2002 | 13.5 | 13.1 | 11.9 | 13.2 | 51.7 |
| 3 | DEVAUX CASSANDRE | Cergy | 1998 | 12.5 | 12.7 | 13.3 | 12.8 | 51.3 |
| 4 | NACEUR DEBORAH | Gardanne | 2001 | 12.6 | 12.3 | 12.9 | 13.4 | 51.2 |
| 5 | DUVERT SOLENE | La cantalienne | 2004 | 12.5 | 13.1 | 12.5 | 12.6 | 50.7 |
| 6 | DESACHY MARION | Clapiers | 1997 | 13.6 | 13.4 | 11.3 | 12.3 | 50.6 |
| 7 | JOUIER MAGDALENA | LUC gym | 1999 | 12.5 | 12.1 | 12.5 | 13.4 | 50.5 |
| 8 | POUY MAYLIS | Brie comte robert | 2002 | 12.5 | 13.0 | 11.9 | 12.9 | 50.3 |
| 9 | PLAZE MANON | La cantalienne | 2003 | 12.4 | 13.1 | 12.4 | 12.1 | 50.0 |
| 10 | LE BALCH ELSIE | Cergy | 1990 | 11.2 | 12.9 | 12.0 | 13.6 | 49.7 |
| 11 | BONTEMPS CLEO | Haubourdin | 2004 | 11.8 | 13.3 | 11.4 | 13.0 | 49.5 |
| 12 | PLANCQ LOU ANN | LUC gym | 2003 | 11.6 | 13.1 | 12.1 | 12.6 | 49.4 |
| | AVRILLAUD JADE | Portet sur garonne | 2002 | 11.3 | 12.6 | 12.9 | 12.6 | 49.4 |
| 14 | FERENBACH ELSA | A. Dreux | 2004 | 12.8 | 12.2 | 11.2 | 13.1 | 49.3 |
| 15 | ABDOUL MELLECK MAYLIS | Les Clayes | 2002 | 11.6 | 12.7 | 11.7 | 13.1 | 49.1 |
| 16 | GUILLEMARD JUSTINE | A. Dreux | 2004 | 13.1 | 9.2 | 12.5 | 13.7 | 48.5 |
| 17 | COTTEREAU FIONA | Clapiers | 1997 | 13.1 | 12.5 | 10.1 | 12.7 | 48.4 |
| 18 | ESCANDE MELISSA | LUC gym | 1999 | 12.9 | 9.7 | 12.1 | 13.6 | 48.3 |
| 19 | BABAUD DULAC AMBRE | Pont du chateau | 2005 | 11.7 | 13.0 | 10.9 | 12.4 | 48.0 |
| | PUTOLA CANDICE | Pont du chateau | 1996 | 11.9 | 13.1 | 11.6 | 11.4 | 48.0 |
| 21 | ERNANDES ERIKA | Gardanne | 1999 | 12.2 | 11.2 | 10.9 | 13.5 | 47.8 |
| 22 | FAURE JUSTINE | Portet sur garonne | 1995 | 11.3 | 13.3 | 10.8 | 12.2 | 47.6 |
| 23 | ARDOUREL TAMERA | A. Dreux | 2007 | 13.4 | 11.1 | 9.9 | 13.1 | 47.5 |
| | PYDEGADU OCEANE | Muret | 2002 | 10.8 | 12.5 | 11.5 | 12.7 | 47.5 |
| 25 | NGUEMBO MELISSA | Ris Orangis | 2001 | 11.8 | 10.6 | 12.1 | 12.8 | 47.3 |

| | | | | | | | | |
|----|---------------------------|---------------------------------------|------|------|------|------|------|------|
| 26 | COULAMY FIDJI | Perpignan | 2001 | 11.7 | 12.2 | 10.4 | 12.9 | 47.2 |
| | VACHER CAMILLE | Pont du chateau | 2007 | 12.0 | 9.9 | 12.1 | 13.2 | 47.2 |
| 28 | LECOMTE STESSY | Ris Orangis | 2000 | 10.9 | 12.7 | 11.9 | 11.6 | 47.1 |
| 29 | BOUASSE MARION | Gardanne | 2002 | 11.0 | 9.3 | 13.3 | 13.4 | 47.0 |
| 30 | DAVOLI OLLIA | A. Dreux | 1995 | 11.0 | 11.8 | 10.3 | 13.6 | 46.7 |
| | FIEVET MAELIS | Irigny | 2001 | 10.6 | 12.5 | 11.5 | 12.1 | 46.7 |
| | PUERTA ELOISE | Muret | 2002 | 10.8 | 10.9 | 12.2 | 12.8 | 46.7 |
| 33 | JACQUINOT CAMILLE | Rhodia club | 2005 | 11.7 | 12.2 | 10.5 | 11.9 | 46.3 |
| 34 | LEBETTRE MANON * | Pontoise 1 (indiv) (indiv) | 1994 | 11.4 | 11.2 | 11.1 | 12.3 | 46.0 |
| | AUBERT ELEA * | Gradignan Gymnix 1 (indiv) (indiv) | 1994 | 11.5 | 9.9 | 11.2 | 13.4 | 46.0 |
| 36 | AVELANGE MANON | Haubourdin | 2004 | 10.9 | 11.4 | 11.0 | 12.3 | 45.6 |
| 37 | BERNAT CATHY | Cergy | 1994 | 11.4 | 10.7 | 10.3 | 13.0 | 45.4 |
| 38 | CHATEAU CELIA | Les Clayes | 2004 | 10.8 | 9.7 | 11.1 | 13.4 | 45.0 |
| | VERNIOL LOLA | La cantalienne | 1998 | 11.1 | 12.1 | 10.3 | 11.5 | 45.0 |
| | VACHER ALBANE | Pont du chateau | 2007 | 10.6 | 10.1 | 11.9 | 12.4 | 45.0 |
| 41 | SAVINE CHLOE | Perpignan | 2003 | 11.0 | 10.6 | 10.4 | 12.8 | 44.8 |
| | STIVAL LUCIE | Rhodia club | 2004 | 11.0 | 10.4 | 11.3 | 12.1 | 44.8 |
| 43 | DEVINCK EMELINE | LUC gym | 1999 | 10.8 | 10.9 | 11.3 | 11.7 | 44.7 |
| 44 | VIGNAL MANON | Rhodia club | 1999 | 11.5 | 9.8 | 10.4 | 12.9 | 44.6 |
| 45 | CHERON CHLOE | Brie comte robert | 2002 | 11.1 | 10.2 | 10.6 | 12.6 | 44.5 |
| | JOLIVET MARIE | Muret | 2001 | 12.1 | 10.6 | 10.2 | 11.6 | 44.5 |
| 47 | DA SILVA ANDREA | Ris Orangis | 2000 | 12.3 | 8.2 | 11.5 | 12.3 | 44.3 |
| 48 | YOCUM STACY | Muret | 2002 | 11.5 | 9.8 | 10.6 | 12.1 | 44.0 |
| 49 | PENFOLD INDY | Gardanne | 2005 | 10.7 | 8.4 | 12.2 | 12.5 | 43.8 |
| 50 | RIBEIRO MARIANNE | Ris Orangis | 2001 | 11.9 | 9.7 | 10.5 | 11.4 | 43.5 |
| | OUIDIR ORLY | Portet sur garonne | 1997 | 10.9 | 11.3 | 9.7 | 11.6 | 43.5 |
| 52 | MATTON CANDICE | Haubourdin | 2005 | 11.2 | 10.9 | 11.1 | 10.2 | 43.4 |
| 53 | RIVIERE MARIE | Les Clayes | 1999 | 10.4 | 9.7 | 10.4 | 12.8 | 43.3 |
| | PERRIN ELENA | Perpignan | 2008 | 12.3 | 10.9 | 9.4 | 10.7 | 43.3 |
| 55 | MOREELS LOUNA | Perpignan | 2007 | 11.4 | 11.3 | 8.8 | 11.7 | 43.2 |
| 56 | MERY LILOU | Gardanne | 2006 | 10.8 | 8.2 | 10.4 | 13.1 | 42.5 |
| 57 | MONASSIER MARIE | Perpignan | 2008 | 11.0 | 9.3 | 11.3 | 10.6 | 42.2 |
| 58 | MENU FAUSTINE | Haubourdin | 2003 | 10.5 | 9.5 | 10.1 | 12.0 | 42.1 |
| 59 | PLANTECOSTE MELINE | La cantalienne | 2003 | 10.5 | 8.7 | 11.6 | 11.2 | 42.0 |
| 60 | MOREAU COLLEEN | A. Dreux | 2006 | 10.5 | 10.3 | 10.0 | 11.1 | 41.9 |
| 61 | PARIZOT ESTELLE | Irigny | 1996 | 10.3 | 10.6 | 8.8 | 12.1 | 41.8 |
| 62 | AUDUC ELSA | Brie comte robert | 2004 | 11.7 | 7.8 | 10.1 | 12.1 | 41.7 |
| 63 | LE CORRE CAMILLE | Les Clayes | 2003 | 10.2 | 8.7 | 11.5 | 11.2 | 41.6 |
| 64 | LOMBARDO MATHILDE | Gardanne | 1997 | 11.3 | 7.6 | 11.1 | 11.3 | 41.3 |
| 65 | MOYNE PAULINE | Irigny | 1998 | 11.6 | 10.6 | 9.1 | 9.4 | 40.7 |
| 66 | JACQUES VALENTINE | Rhodia club | 2006 | 10.7 | 9.7 | 9.9 | 10.3 | 40.6 |
| 67 | TYPRET LAURIANNE | Muret | 2000 | 10.8 | 8.2 | 10.9 | 9.9 | 39.8 |
| 68 | GESLIN CAMILLE | Cergy | 2008 | 10.2 | 7.9 | 10.0 | 11.0 | 39.1 |
| 69 | VANOVERFELDT ELOISE | Loos | 2010 | 11.5 | 9.9 | 6.6 | 10.0 | 38.0 |
| 70 | GOUTTE TYFFANIE | Rhodia club | 2005 | 10.0 | 8.4 | 10.0 | 8.4 | 36.8 |
| 71 | DIOGO JUSTINE | Rhodia club | 2005 | 10.4 | 8.9 | 6.9 | 10.3 | 36.5 |
| 72 | BELKAIIOUS WISSEME | Portet sur garonne | 2010 | 11.0 | 7.6 | 7.5 | 10.0 | 36.1 |
| 73 | DEBRUYNE JULIE | Haubourdin | 2001 | 0.0 | 11.4 | 12.5 | 11.7 | 35.6 |
| 74 | LOZANO GOUPIL JULIETTE | Clapiers | 1997 | 13.4 | 10.1 | 11.1 | 0.0 | 34.6 |
| 75 | CHAVANON ROXANE | Pont du chateau | 1998 | 11.4 | 0.0 | 11.0 | 11.9 | 34.3 |
| 76 | TOURREZ MORGANE | Clapiers | 1996 | 11.9 | 0.0 | 9.8 | 12.1 | 33.8 |
| 77 | FOURNIER LÉA | Clapiers | 1998 | 0.0 | 11.0 | 10.8 | 11.6 | 33.4 |
| 78 | PARIZOT AUDREY | Irigny | 1996 | 0.0 | 10.1 | 10.4 | 11.1 | 31.6 |
| 79 | KPAKPO MARINE | Brie comte robert | 2001 | 11.9 | 8.4 | 0.0 | 11.2 | 31.5 |




| | | | | | | | | |
|----|-------------------|--------------------|------|------|------|------|------|------|
| | PROT OCEANE | Irigny | 2004 | 11.2 | 0.0 | 8.2 | 12.1 | 31.5 |
| 81 | DANEST CÉLESTINE | LUC gym | 2000 | 0.0 | 0.0 | 10.1 | 13.0 | 23.1 |
| 82 | TAHIR CLEMENTINE | LUC gym | 2000 | 0.0 | 0.0 | 11.1 | 11.2 | 22.3 |
| 83 | CHERON CELIA | Brie comte robert | 2005 | 10.8 | 0.0 | 6.7 | 0.0 | 17.5 |
| 84 | LEMOINE LEA | Cergy | 1993 | 0.0 | 12.3 | 0.0 | 0.0 | 12.3 |
| 85 | TURPIN MAELLE | Irigny | 1994 | 0.0 | 0.0 | 0.0 | 12.2 | 12.2 |
| 86 | BLANC FLAVY | Muret | 2003 | 0.0 | 0.0 | 9.1 | 0.0 | 9.1 |
| 87 | RABATE ARIANE | Loos | 2004 | 0.0 | 0.0 | 0.0 | 6.5 | 6.5 |
| 88 | CORRE EMILIE | A. Dreux | 2008 | 0.0 | 0.0 | 0.0 | 0.0 | 0.0 |
| | | Les Clayes | 0 | 0.0 | 0.0 | 0.0 | 0.0 | 0.0 |
| | | Les Clayes | 0 | 0.0 | 0.0 | 0.0 | 0.0 | 0.0 |
| | | Ris Orangis | 0 | 0.0 | 0.0 | 0.0 | 0.0 | 0.0 |
| | | Ris Orangis | 0 | 0.0 | 0.0 | 0.0 | 0.0 | 0.0 |
| | | Brie comte robert | 0 | 0.0 | 0.0 | 0.0 | 0.0 | 0.0 |
| | VERAGHE CAMILLE | Perpignan | 1994 | 0.0 | 0.0 | 0.0 | 0.0 | 0.0 |
| | DE CROOCK ERINE | Loos | 1995 | 0.0 | 0.0 | 0.0 | 0.0 | 0.0 |
| | FIRINGA LAURA | Loos | 2004 | 0.0 | 0.0 | 0.0 | 0.0 | 0.0 |
| | LABOUX ANAELLE | Loos | 2000 | 0.0 | 0.0 | 0.0 | 0.0 | 0.0 |
| | SOARES ANNA-LYDIA | Loos | 1998 | 0.0 | 0.0 | 0.0 | 0.0 | 0.0 |
| | MOREAU JULIA | La cantalienne | 2002 | 0.0 | 0.0 | 0.0 | 0.0 | 0.0 |
| | | La cantalienne | 0 | 0.0 | 0.0 | 0.0 | 0.0 | 0.0 |
| | DELPINO SAMANTHA | Portet sur garonne | 2000 | 0.0 | 0.0 | 0.0 | 0.0 | 0.0 |
| | | Portet sur garonne | 0 | 0.0 | 0.0 | 0.0 | 0.0 | 0.0 |
| | COSCUJUELA KAURY | Clapiers | 1999 | 0.0 | 0.0 | 0.0 | 0.0 | 0.0 |
| | | Cergy | 0 | 0.0 | 0.0 | 0.0 | 0.0 | 0.0 |

2. FEMININ NIVEAU3 11-15 ans . SA_DA (individuels)

2.1. Résultats par équipes

| | Equipe | Club |  |  |  |  | Total |
|---|-------------------|----------------------------------|--|---|---|---|-------|
| 1 | Haubourdin | 59--Haubourdin gym | 34.2 | 37.8 | 38.6 | 36.5 | 147.1 |
| 2 | Vaires | 77--Us Vaires | 36.3 | 35.1 | 36.5 | 37.3 | 145.2 |
| 3 | La cantalienne | 15--La cantalienne | 33.1 | 36.0 | 36.6 | 38.3 | 144.0 |
| 4 | Francheville | 69--Gym dans' | 33.7 | 36.2 | 35.5 | 38.4 | 143.8 |
| 5 | Muret | 31--Le Ralliement | 33.7 | 32.2 | 38.4 | 39.1 | 143.4 |
| 6 | Millau | 12--SOM HIRONDELLE MILLAVOISE | 31.6 | 37.5 | 36.8 | 37.0 | 142.9 |
| 7 | Villette d Anthon | 69--Villette gym | 32.0 | 34.8 | 37.0 | 38.7 | 142.5 |
| 8 | Amplepuis | 69--La fraternelle | 34.5 | 33.0 | 35.9 | 35.5 | 138.9 |
| 9 | UFOLEP 63 | 63--Cournon d'Auvergne Gym | 33.1 | 32.7 | 33.1 | 37.1 | 136.0 |


2.2. Résultats individuels

| | Gymnaste | Equipe | Annee |  |  |  |  | Total |
|----|----------------------------|-------------------|-------|--|---|---|---|-------|
| 1 | NGANGU LOANE | Vaires | 2008 | 12.6 | 12.8 | 12.8 | 12.7 | 50.9 |
| 2 | FEUILLERAT CLARA | Muret | 2006 | 11.6 | 12.4 | 13.4 | 13.2 | 50.6 |
| 3 | DUC LAIA | Haubourdin | 2010 | 11.5 | 12.8 | 13.0 | 12.5 | 49.8 |
| 4 | LEHONGRE ROMANE | La cantalienne | 2007 | 11.6 | 12.5 | 12.4 | 12.7 | 49.2 |
| 5 | VERCOUTRE STELLA | Francheville | 2007 | 11.2 | 12.5 | 12.3 | 13.1 | 49.1 |
| 6 | GIRAUD EMMA | Amplepuis | 2006 | 12.0 | 11.8 | 12.4 | 12.3 | 48.5 |
| 7 | HECQUET ANNAELLE | Haubourdin | 2007 | 10.4 | 12.6 | 13.3 | 12.1 | 48.4 |
| 8 | LE TOQUIN JULIA | Millau | 2007 | 10.9 | 12.6 | 11.8 | 12.4 | 47.7 |
| 9 | POLLART LEA | Haubourdin | 2010 | 11.9 | 12.4 | 11.4 | 11.8 | 47.5 |
| | GATHERON LEINE | Villette d Anthon | 2008 | 10.3 | 12.2 | 12.2 | 12.8 | 47.5 |
| | MOUMINOUX ANNA | La cantalienne | 2007 | 11.0 | 11.7 | 12.1 | 12.7 | 47.5 |
| 12 | USEO JADE | Francheville | 2007 | 11.3 | 11.7 | 11.4 | 13.0 | 47.4 |
| 13 | FERNANDEZ LAURA | Muret | 2006 | 10.8 | 10.9 | 12.4 | 13.0 | 47.1 |
| 14 | JANIAUD MARGOT | La cantalienne | 2007 | 10.5 | 11.8 | 11.8 | 12.9 | 47.0 |
| 15 | KIM HAK NOA | Francheville | 2008 | 10.8 | 12.0 | 11.8 | 12.3 | 46.9 |
| 16 | FILLON LILOU | Amplepuis | 2007 | 11.9 | 9.8 | 12.1 | 12.6 | 46.4 |
| 17 | ALTINAOUI LINA | Francheville | 2009 | 11.2 | 11.6 | 11.1 | 12.3 | 46.2 |
| | FESCHE MELYNE | Villette d Anthon | 2008 | 10.5 | 11.1 | 12.3 | 12.3 | 46.2 |
| | GOJON EVA | Villette d Anthon | 2008 | 11.0 | 11.5 | 11.7 | 12.0 | 46.2 |
| 20 | DECUP LILY | Millau | 2008 | 9.8 | 12.4 | 11.3 | 12.1 | 45.6 |
| | LIBOUBAN OCÉANE | Millau | 2008 | 10.7 | 10.5 | 12.3 | 12.1 | 45.6 |
| 22 | BATTESTINI ROMANE | Francheville | 2007 | 10.9 | 11.3 | 11.0 | 12.3 | 45.5 |
| 23 | GUTMACHER LAÏLA | Vaires | 2009 | 12.0 | 11.8 | 9.1 | 12.4 | 45.3 |
| 24 | WILLOCQ SOLENE | Haubourdin | 2008 | 10.8 | 10.1 | 12.3 | 11.9 | 45.1 |
| 25 | RAVELEAU DERRIEN YELINA | UFOLEP 63 | 2006 | 11.6 | 11.2 | 9.1 | 13.0 | 44.9 |
| 26 | SAUVEUR VICTORIA | Vaires | 2009 | 11.7 | 10.5 | 11.3 | 11.3 | 44.8 |
| 27 | JURY LUCILE | UFOLEP 63 | 2007 | 10.9 | 10.8 | 11.0 | 11.8 | 44.5 |
| 28 | LAPATRIE DO COÛTO SARAH | UFOLEP 63 | 2007 | 10.6 | 10.7 | 11.1 | 11.8 | 44.2 |
| 29 | PONTILLE MELYNE | Amplepuis | 2007 | 10.6 | 11.4 | 11.4 | 10.6 | 44.0 |
| 30 | CANAC CHARLOTTE | Muret | 2007 | 10.1 | 8.9 | 11.8 | 12.9 | 43.7 |
| 31 | GAZANO ROMANE | Muret | 2006 | 11.3 | 7.0 | 12.6 | 12.6 | 43.5 |
| 32 | NOUAILLE AYMIE | UFOLEP 63 | 2006 | 10.2 | 9.5 | 11.0 | 12.3 | 43.0 |





| | | | | | | | | |
|----|-----------------|-------------------|------|------|------|------|------|------|
| 33 | BUSSIÈRE LIV | Villette d Anthon | 2007 | 9.9 | 9.5 | 10.2 | 12.6 | 42.2 |
| 34 | CONAN OCELIA | UFOLEP 63 | 2006 | 10.5 | 10.0 | 10.4 | 11.1 | 42.0 |
| 35 | CHARLET MARIE | Millau | 2006 | 10.0 | 10.2 | 12.1 | 9.4 | 41.7 |
| 36 | DUTREUIL TEA | Vaires | 2007 | 11.7 | 6.7 | 12.4 | 10.6 | 41.4 |
| | CAUCHY PRUNE | Haubourdin | 2009 | 9.9 | 10.4 | 10.5 | 10.6 | 41.4 |
| 38 | ROSIER THIFAINE | Francheville | 2006 | 11.1 | 8.4 | 9.7 | 11.9 | 41.1 |
| 39 | FRICOT ELISE | Villette d Anthon | 2007 | 9.5 | 6.8 | 11.7 | 12.3 | 40.3 |
| 40 | PANIS ERINE | Millau | 2007 | 0.0 | 12.5 | 12.4 | 12.5 | 37.4 |
| 41 | KOUKOU SOHANE | Vaires | 2008 | 9.6 | 6.6 | 8.2 | 12.2 | 36.6 |
| 42 | HUGONNET NOEMIE | Villette d Anthon | 2007 | 10.5 | 0.0 | 12.5 | 13.3 | 36.3 |
| 43 | GARCIA ANAIS | La cantalienne | 2007 | 0.0 | 10.4 | 12.1 | 10.6 | 33.1 |
| 44 | ROLLAND EMMA | UFOLEP 63 | 2008 | 0.0 | 10.3 | 9.7 | 9.7 | 29.7 |
| 45 | CRUZILLE ZELIE | Amplepuis | 2007 | 10.2 | 0.0 | 8.2 | 9.7 | 28.1 |
| 46 | | Vaires | 0 | 0.0 | 0.0 | 0.0 | 0.0 | 0.0 |
| | DANIEL LEANE | Amplepuis | 2006 | 0.0 | 0.0 | 0.0 | 0.0 | 0.0 |
| | TOUCHARD LUCIE | Amplepuis | 2007 | 0.0 | 0.0 | 0.0 | 0.0 | 0.0 |
| | | Haubourdin | 0 | 0.0 | 0.0 | 0.0 | 0.0 | 0.0 |
| | | La cantalienne | 0 | 0.0 | 0.0 | 0.0 | 0.0 | 0.0 |
| | | La cantalienne | 0 | 0.0 | 0.0 | 0.0 | 0.0 | 0.0 |
| | BRABANT MELISSA | Muret | 2006 | 0.0 | 0.0 | 0.0 | 0.0 | 0.0 |
| | VITAL LISA | Muret | 2006 | 0.0 | 0.0 | 0.0 | 0.0 | 0.0 |
| | | Millau | 0 | 0.0 | 0.0 | 0.0 | 0.0 | 0.0 |

3. FEMININ NIVEAU4 11-18 ans . SA_DA (individuels)

3.1. Résultats par équipes

| | Equipe | Club |  |  |  |  | Total |
|----|----------------------|--|--|---|---|---|-------|
| 1 | Belleville sur saone | 69--Gym club belleville beaujolais | 33.5 | 38.5 | 36.1 | 37.5 | 145.6 |
| 2 | Menucourt | 95--Gym menucourtoise | 32.6 | 39.3 | 35.5 | 37.4 | 144.8 |
| | Marseille Montredon | 13--Association Gymnique Montredon | 34.8 | 37.6 | 36.5 | 35.9 | 144.8 |
| 4 | Morsang sur orge | 91--Morsang sur Orge | 33.5 | 37.6 | 36.1 | 37.1 | 144.3 |
| 5 | Lagny sur marne | 77--Elan gymnique de lagny | 34.7 | 37.2 | 33.6 | 37.6 | 143.1 |
| 6 | Loriol | 26--Groupe omnisports loriolais (gol) | 31.8 | 38.2 | 35.6 | 37.1 | 142.7 |
| 7 | Bagnols sur cèze | 30--Bagnols sur Cèze | 33.0 | 37.1 | 34.5 | 37.5 | 142.1 |
| 8 | Mur es Allier | 63--CIG Mur es allier | 31.9 | 35.6 | 34.4 | 36.8 | 138.7 |
| 9 | Gradignan Gymnix | 33--Gymnix | 32.7 | 34.8 | 33.1 | 37.0 | 137.6 |
| 10 | Esvres | 37--Gymnastique Sportive Esvres | 31.6 | 36.9 | 32.7 | 36.2 | 137.4 |





3.2. Résultats individuels

| | Gymnaste | Equipe | Annee |  |  |  |  | Total |
|----|-----------------------|----------------------|-------|---|--|--|--|-------|
| 1 | SPATOLA LAURA | Marseille Montredon | 2005 | 12.3 | 12.4 | 12.7 | 12.5 | 49.9 |
| 2 | PION LOU | Loriol | 2004 | 10.6 | 13.2 | 12.6 | 12.6 | 49.0 |
| 3 | AURIERES ROMY | Morsang sur orge | 2006 | 11.1 | 12.8 | 12.3 | 12.7 | 48.9 |
| 4 | DALLA COSTA NINON | Belleville sur saone | 2004 | 11.3 | 12.7 | 12.3 | 12.2 | 48.5 |
| 5 | POULAIN ELSA | Menucourt | 2006 | 10.7 | 13.1 | 12.2 | 12.4 | 48.4 |
| 6 | PRINCE ALOUNY | Lagny sur marne | 2005 | 10.9 | 12.7 | 11.4 | 12.8 | 47.8 |
| 7 | CHAPOUTIER MAUD | Belleville sur saone | 2010 | 11.1 | 13.1 | 11.1 | 12.4 | 47.7 |
| 8 | BOURDON CLARIE | Belleville sur saone | 2005 | 11.0 | 11.4 | 12.4 | 12.7 | 47.5 |
| 9 | RIABI KENZA | Marseille Montredon | 2007 | 11.0 | 12.7 | 12.1 | 11.6 | 47.4 |
| 10 | BOEFFARD FANNY | Menucourt | 2004 | 10.2 | 12.9 | 11.8 | 12.4 | 47.3 |
| | BRUNET TIFFANY | Belleville sur saone | 2004 | 11.1 | 12.7 | 11.4 | 12.1 | 47.3 |
| 12 | VIOUJAS CHARLINE | Loriol | 2008 | 10.5 | 12.0 | 12.1 | 12.6 | 47.2 |
| 13 | BOUTHEGOURD LUCILE | Menucourt | 2004 | 11.0 | 12.0 | 11.5 | 12.6 | 47.1 |
| 14 | TEISSIER MANON | Bagnols sur cèze | 2009 | 10.8 | 12.7 | 10.8 | 12.7 | 47.0 |
| 15 | LECOMTE MATHILDE | Lagny sur marne | 2006 | 11.0 | 12.7 | 10.6 | 12.4 | 46.7 |
| | BOUBET ORNELLA | Gradignan Gymnix | 2005 | 10.5 | 12.7 | 11.2 | 12.3 | 46.7 |
| | MELET MARION | Morsang sur orge | 2008 | 10.6 | 12.3 | 12.0 | 11.8 | 46.7 |
| 18 | VERGOTE MAYLINE | Mur es Allier | 2005 | 10.6 | 11.5 | 11.9 | 12.6 | 46.6 |
| | MEDARD LILY | Bagnols sur cèze | 2008 | 10.6 | 11.1 | 12.5 | 12.4 | 46.6 |
| 20 | LHOTE MILA | Esvres | 2006 | 10.6 | 12.8 | 10.8 | 12.3 | 46.5 |
| 21 | BOINAIDI OXANA | Marseille Montredon | 2007 | 10.4 | 12.5 | 11.7 | 11.8 | 46.4 |
| 22 | BOUVARD GARANCE | Lagny sur marne | 2004 | 11.3 | 11.6 | 11.6 | 11.8 | 46.3 |
| | ZAWOL SAMANTHA | Belleville sur saone | 2004 | 10.6 | 12.1 | 11.2 | 12.4 | 46.3 |
| | THEOPHILE EVA | Morsang sur orge | 2003 | 11.8 | 11.8 | 10.1 | 12.6 | 46.3 |
| 25 | RAMANATHAN AURA | Lagny sur marne | 2008 | 12.2 | 11.4 | 10.0 | 12.4 | 46.0 |
| 26 | GARNIL LEA | Menucourt | 2004 | 10.2 | 13.3 | 10.4 | 12.0 | 45.9 |
| 27 | BRUN ADENIS PAULINE | Mur es Allier | 2003 | 10.7 | 11.9 | 11.1 | 12.1 | 45.8 |
| 28 | COMELLI CHIARA | Mur es Allier | 2009 | 10.6 | 12.2 | 10.9 | 12.0 | 45.7 |
| | WABLE-MARTINENT CLARA | Bagnols sur cèze | 2008 | 11.0 | 11.9 | 10.4 | 12.4 | 45.7 |
| 30 | UNY LOUANE | Loriol | 2004 | 10.3 | 12.4 | 10.9 | 11.9 | 45.5 |





| | | | | | | | | |
|----|------------------------|----------------------|------|------|------|------|------|------|
| 31 | AURIERES LOIS | Morsang sur orge | 2004 | 9.8 | 12.5 | 11.2 | 11.8 | 45.3 |
| 32 | GARNIER CARLA | Loriol | 2004 | 10.3 | 12.6 | 10.9 | 11.4 | 45.2 |
| 33 | PINAU EMMA | Esvres | 2004 | 10.6 | 11.1 | 11.2 | 12.2 | 45.1 |
| 34 | OUNASSE NOHA | Marseille Montredon | 2009 | 11.5 | 12.2 | 11.0 | 10.2 | 44.9 |
| 35 | LHUISSIER CELYA | Bagnols sur cèze | 2004 | 10.6 | 12.5 | 9.7 | 12.0 | 44.8 |
| 36 | FONTAINE ANAELLE | Menucourt | 2007 | 10.0 | 11.7 | 10.6 | 12.4 | 44.7 |
| | CAPELL ANNA | Bagnols sur cèze | 2004 | 10.6 | 11.2 | 11.2 | 11.7 | 44.7 |
| 38 | FIOLEAU OCÉANE | Gradignan Gymnix | 2005 | 10.9 | 11.4 | 9.6 | 12.5 | 44.4 |
| 39 | GILBERT HEATHER | Lagny sur marne | 2005 | 11.2 | 11.8 | 9.0 | 12.3 | 44.3 |
| | VALMAGGIA SALA MAYA | Morsang sur orge | 2008 | 10.0 | 12.1 | 11.3 | 10.9 | 44.3 |
| 41 | CORDIN MAE | Morsang sur orge | 2006 | 10.5 | 10.6 | 11.8 | 11.0 | 43.9 |
| 42 | DURANTY-SOUBIRAN CARLA | Gradignan Gymnix | 2005 | 10.5 | 10.0 | 11.2 | 12.0 | 43.7 |
| 43 | FOURESON FANTINE | Bagnols sur cèze | 2004 | 11.2 | 9.6 | 10.6 | 12.2 | 43.6 |
| 44 | CALAS LUCIE | Esvres | 2006 | 9.8 | 12.4 | 10.6 | 10.7 | 43.5 |
| 45 | PINTO NIBAU ANAELLE | Mur es Allier | 2005 | 10.5 | 9.4 | 11.4 | 12.1 | 43.4 |
| 46 | HENRY MARINE | Gradignan Gymnix | 2005 | 11.0 | 10.3 | 10.4 | 11.6 | 43.3 |
| | VENEC LEA | Gradignan Gymnix | 2005 | 10.6 | 10.7 | 9.8 | 12.2 | 43.3 |
| | TUFFERY JULIANA | Mur es Allier | 2005 | 10.6 | 10.0 | 11.0 | 11.7 | 43.3 |
| 49 | BOISSON LUCIE | Lagny sur marne | 2005 | 10.9 | 10.7 | 10.5 | 11.1 | 43.2 |
| 50 | LOPEZ MAE | Loriol | 2007 | 10.3 | 11.4 | 10.6 | 10.7 | 43.0 |
| | GRANGER ANAELLE | Gradignan Gymnix | 2005 | 10.8 | 9.3 | 10.7 | 12.2 | 43.0 |
| 52 | RICHE JULIE | Esvres | 2007 | 10.4 | 11.7 | 8.0 | 11.7 | 41.8 |
| 53 | SCULO NOHEMY | Esvres | 2006 | 10.0 | 11.1 | 7.9 | 11.5 | 40.5 |
| 54 | RAMALINGOM LEANE | Menucourt | 2007 | 10.9 | 6.5 | 10.4 | 11.8 | 39.6 |
| 55 | FAURIEL SALOME | Loriol | 2003 | 10.7 | 10.7 | 10.7 | 0.0 | 32.1 |
| 56 | NAAINIA INES | Marseille Montredon | 2008 | 9.8 | 0.0 | 11.1 | 10.7 | 31.6 |
| 57 | DJEKOVIC LORINE | Esvres | 2005 | 0.0 | 11.3 | 10.7 | 0.0 | 22.0 |
| 58 | | Marseille Montredon | 0 | 0.0 | 0.0 | 0.0 | 0.0 | 0.0 |
| | | Belleville sur saone | 0 | 0.0 | 0.0 | 0.0 | 0.0 | 0.0 |
| | | Mur es Allier | 0 | 0.0 | 0.0 | 0.0 | 0.0 | 0.0 |

4. FEMININ NIVEAU2 11-18 ans . SA_DA (individuels)

4.1. Résultats par équipes

| | Equipe | Club |  |  |  |  | Total |
|---|------------------|-----------------------------------|--|---|---|---|-------|
| 1 | Champigny | 94--RSCChampigny gym | 34.9 | 41.1 | 36.1 | 39.8 | 151.9 |
| 2 | Bagnols sur cèze | 30--Bagnols sur Cèze | 32.7 | 40.3 | 36.8 | 39.6 | 149.4 |
| 3 | LUC gym | 59--Luc gym | 34.7 | 40.6 | 35.0 | 38.1 | 148.4 |
| 4 | Cergy | 95--Cergy'm Club | 34.5 | 38.3 | 34.2 | 38.2 | 145.2 |
| 5 | Les Clayes | 78--Les Clayes de la Gym | 33.2 | 35.3 | 37.0 | 36.3 | 141.8 |
| 6 | Francheville | 69--Gym dans ' | 34.7 | 35.0 | 35.2 | 36.8 | 141.7 |
| 7 | Aix les bains | 73--UNION GYMNIQUE | 34.0 | 34.8 | 31.1 | 37.5 | 137.4 |
| 8 | Cerny | 91--Gymnastique sportive de cerny | 32.7 | 33.7 | 31.8 | 34.1 | 132.3 |







4.2. Résultats individuels

| | Gymnaste | Equipe | Annee |  |  |  |  | Total |
|----|------------------------------|------------------------------------|-------|--|---|---|---|-------|
| 1 | CAMUS OCÉANE | LUC gym | 2005 | 12.7 | 13.9 | 12.7 | 13.7 | 53.0 |
| 2 | KIDIMBU TALAMAKU JAHELYNE | Champigny | 2009 | 12.2 | 13.5 | 11.9 | 13.4 | 51.0 |
| 3 | MOULIN MORGANE | Bagnols sur cèze | 2005 | 10.7 | 13.7 | 12.6 | 13.8 | 50.8 |
| 4 | BUFFIN ILANA | Champigny | 2003 | 11.3 | 14.0 | 11.5 | 13.2 | 50.0 |
| 5 | MAULNY AGATHE | Cerny | 2004 | 11.8 | 12.9 | 11.9 | 12.8 | 49.4 |
| 6 | TURCANO ZAYANE | Francheville | 2008 | 12.4 | 12.1 | 12.2 | 12.6 | 49.3 |
| 7 | BRIAULT AINES * | Biarritz 1 (indiv) (indiv) | 2005 | 11.2 | 12.2 | 12.6 | 12.9 | 48.9 |
| 8 | BUFFIN LOAN | Champigny | 2007 | 10.2 | 13.1 | 12.3 | 13.2 | 48.8 |
| | DEL COURT LILOU * | Cysoing 1 (indiv) (indiv) | 2004 | 11.9 | 12.4 | 11.5 | 13.0 | 48.8 |
| | DESLYPPER CLARA | Cergy | 2008 | 12.2 | 13.6 | 10.6 | 12.4 | 48.8 |
| 11 | BELLEY CLEMENCE | Champigny | 2006 | 11.4 | 13.3 | 11.9 | 12.1 | 48.7 |
| 12 | VIXAMAR IRIS | Les Clayes | 2006 | 11.9 | 11.5 | 12.5 | 12.7 | 48.6 |
| 13 | VOLLE SACHA | Bagnols sur cèze | 2007 | 10.6 | 12.7 | 12.7 | 12.5 | 48.5 |
| 14 | DICKO SAFIATOU | Bagnols sur cèze | 2007 | 11.2 | 13.6 | 10.3 | 13.3 | 48.4 |
| 15 | DEPRY SALOME | LUC gym | 2005 | 10.7 | 13.2 | 11.5 | 12.9 | 48.3 |
| 16 | GARCIA EMILIE * | Chateaurenard 1 (indiv) (indiv) | 2004 | 11.0 | 12.5 | 12.5 | 11.4 | 47.4 |
| 17 | GAMBIEZ AGATHE | Aix les bains | 2006 | 11.3 | 11.4 | 11.8 | 12.8 | 47.3 |
| 18 | BERGOT ELENA | LUC gym | 2009 | 11.2 | 13.5 | 10.1 | 11.5 | 46.3 |
| 19 | CHANTEPIE ZOE | Francheville | 2006 | 11.3 | 11.2 | 11.3 | 12.4 | 46.2 |
| 20 | YANOU BABO SHANA | Champigny | 2007 | 10.5 | 13.1 | 9.8 | 12.2 | 45.6 |
| 21 | LEFEBVRE CYLIA | Les Clayes | 2008 | 9.4 | 12.9 | 10.8 | 12.2 | 45.3 |
| 22 | SUATON MELINE | Aix les bains | 2007 | 11.6 | 11.3 | 9.8 | 12.5 | 45.2 |
| 23 | USABELLI ELINA | Cergy | 2004 | 11.3 | 10.8 | 10.0 | 12.9 | 45.0 |
| 24 | MERLIER LOLA | Aix les bains | 2008 | 11.1 | 12.1 | 9.5 | 12.2 | 44.9 |
| 25 | LA FONTA LUCILE | Les Clayes | 2006 | 10.8 | 10.9 | 11.5 | 11.4 | 44.6 |
| 26 | LEFEBVRE GARANCE | Cerny | 2005 | 11.1 | 11.1 | 9.5 | 11.9 | 43.6 |
| 27 | KONDA STACEY | Bagnols sur cèze | 2008 | 10.8 | 10.6 | 9.9 | 12.2 | 43.5 |
| 28 | LALARME SOLENE * | Irigny 1 (indiv) (indiv) | 2008 | 11.3 | 8.9 | 11.6 | 11.2 | 43.0 |
| 29 | PHILIPPE ALYCIA | Les Clayes | 2006 | 9.6 | 9.9 | 12.1 | 11.3 | 42.9 |
| | VIAL MANON | Francheville | 2006 | 10.2 | 9.2 | 11.7 | 11.8 | 42.9 |







| | | | | | | | | |
|----|-------------------|--|------|------|------|------|------|------|
| 31 | HADDANE SARAH | Les Clayes | 2006 | 10.5 | 9.3 | 12.4 | 10.6 | 42.8 |
| 32 | DI FOLCO ANAIS | Francheville | 2006 | 11.0 | 8.8 | 10.2 | 11.7 | 41.7 |
| 33 | BRUNEL AMBRE | Francheville | 2006 | 10.4 | 11.2 | 10.3 | 9.1 | 41.0 |
| 34 | RAYNAL ALEXIA | Cergy | 2008 | 10.1 | 11.2 | 7.1 | 11.1 | 39.5 |
| 35 | LANDEMAINE LOAN | Cergy | 2007 | 11.0 | 4.3 | 11.3 | 12.7 | 39.3 |
| 36 | DVALISHVILI ELENE | LUC gym | 2006 | 10.8 | 10.5 | 5.7 | 10.7 | 37.7 |
| 37 | GLORIEUX ANNAELLE | LUC gym | 2006 | 9.8 | 7.5 | 10.8 | 9.3 | 37.4 |
| 38 | BENHAMLAT LILYA | Champigny | 2007 | 0.0 | 13.6 | 11.4 | 11.5 | 36.5 |
| 39 | GRADAI MANON | Francheville | 2007 | 0.0 | 11.7 | 11.2 | 11.6 | 34.5 |
| 40 | ROLLE SHERLEY * | Maure de bretagne 1 (indiv) (indiv) | 2005 | 0.0 | 11.1 | 10.5 | 11.8 | 33.4 |
| 41 | LUDEAU MANON | Cergy | 2007 | 0.0 | 8.3 | 12.3 | 12.6 | 33.2 |
| 42 | POINTEAU MAELLYS | Cerny | 2004 | 9.8 | 2.3 | 10.4 | 9.4 | 31.9 |
| 43 | VAUTHIER AMANDINE | Cerny | 2004 | 0.0 | 7.1 | 7.5 | 8.9 | 23.5 |
| 44 | CADIER ELODIE | Bagnols sur cèze | 2005 | 0.0 | 0.0 | 11.5 | 11.8 | 23.3 |
| 45 | SANGLARD LOU | Bagnols sur cèze | 2004 | 10.0 | 13.0 | 0.0 | 0.0 | 23.0 |
| 46 | FAUVEL OCEANE | Aix les bains | 2005 | 10.5 | 9.7 | 0.0 | 0.0 | 20.2 |
| 47 | RAMIREZ MARION | Cerny | 2005 | 8.6 | 9.7 | 0.0 | 0.0 | 18.3 |
| 48 | PARDO AWA | Cergy | 2007 | 0.0 | 13.5 | 0.0 | 0.0 | 13.5 |
| 49 | DANDURAND CAMILLE | Les Clayes | 2006 | 0.0 | 0.0 | 0.0 | 0.0 | 0.0 |
| | | Cerny | 0 | 0.0 | 0.0 | 0.0 | 0.0 | 0.0 |
| | | LUC gym | 0 | 0.0 | 0.0 | 0.0 | 0.0 | 0.0 |
| | MONTCHAMP JASMYNE | Aix les bains | 2006 | 0.0 | 0.0 | 0.0 | 0.0 | 0.0 |
| | | Aix les bains | 0 | 0.0 | 0.0 | 0.0 | 0.0 | 0.0 |

5. MASCULIN NIVEAU2 11 + . SA_DA (individuels)

5.1. Résultats par équipes

| | Equipe | Club |  |  |  |  |  |  | Total |
|---|-------------------|----------------------------|---|---|--|---|---|---|-------|
| 1 | LUC gym | 59--Luc gym | 39.8 | 34.8 | 40.1 | 39.8 | 39.1 | 34.0 | 227.6 |
| 2 | Ambérieu en bugey | 1--REVEIL AMBERIEU GYM | 37.6 | 28.0 | 32.7 | 39.7 | 36.8 | 34.7 | 209.5 |
| 3 | Cournon | 63--Cournon d'Auvergne Gym | 40.1 | 25.3 | 36.8 | 39.4 | 33.4 | 33.4 | 208.4 |

5.2. Résultats individuels

| | Gymnaste | Equipe | Année |  |  |  |  |  |  | Total |
|----|---------------------|--|-------|---|--|---|---|---|---|-------|
| 1 | ERRARD CYRIL | Ambérieu en bugey | 1995 | 13.2 | 12.4 | 11.8 | 13.6 | 13.8 | 12.6 | 77.4 |
| 2 | ROELANDTS NICOLAS | LUC gym | 1981 | 12.9 | 11.9 | 13.7 | 13.3 | 14.2 | 11.0 | 77.0 |
| 3 | CERRI CONSTANTIN | LUC gym | 1996 | 13.1 | 12.7 | 13.1 | 13.2 | 11.6 | 11.0 | 74.7 |
| 4 | DUBIEN ARNAUD | Cournon | 1997 | 13.6 | 8.6 | 13.4 | 13.9 | 12.0 | 12.7 | 74.2 |
| 5 | LEREDOTTE RAPHAEL * | Jonage 1 (indiv) (indiv) | 2001 | 11.9 | 8.7 | 12.8 | 14.0 | 13.2 | 13.4 | 74.0 |
| 6 | JAMET THOMAS * | Esvres 1 (indiv) (indiv) | 1995 | 13.2 | 10.6 | 12.6 | 13.4 | 10.6 | 12.0 | 72.4 |
| 7 | GATTO REMI | LUC gym | 1993 | 13.6 | 9.2 | 13.3 | 13.1 | 10.8 | 11.3 | 71.3 |
| 8 | DE SIMONE BAPTISTE | Ambérieu en bugey | 1995 | 12.3 | 9.6 | 10.3 | 12.9 | 11.1 | 12.4 | 68.6 |
| 9 | EMIN LUCAS | LUC gym | 2000 | 12.7 | 7.6 | 10.9 | 13.1 | 12.1 | 11.7 | 68.1 |
| 10 | LACARRIERE EVAN | Cournon | 2002 | 13.5 | 8.2 | 11.5 | 12.9 | 11.4 | 10.4 | 67.9 |
| 11 | MORELLON PIERRICK * | St Genis les Ollières 1 (indiv) (indiv) | 1999 | 12.5 | 9.7 | 10.4 | 12.1 | 11.8 | 11.2 | 67.7 |
| 12 | DUPONT ANTHONY | LUC gym | 2002 | 13.1 | 10.2 | 10.8 | 12.2 | 11.5 | 8.9 | 66.7 |
| 13 | GRECK ADRIEN | Cournon | 2000 | 12.3 | 8.5 | 10.0 | 12.6 | 9.4 | 10.0 | 62.8 |
| 14 | GIZOLME MARTIN * | St Genis les Ollières 1 (indiv) (indiv) | 2002 | 11.3 | 5.6 | 10.5 | 12.6 | 9.3 | 11.3 | 60.6 |
| 15 | DELGATTE PIERRE | LUC gym | 1988 | 0.0 | 10.2 | 13.1 | 13.3 | 12.8 | 10.3 | 59.7 |
| 16 | PUPIN MAXIME | Cournon | 2001 | 12.8 | 4.9 | 3.7 | 11.6 | 8.5 | 9.7 | 51.2 |
| 17 | GONCALVES RAPHAEL | Ambérieu en bugey | 1992 | 9.7 | 6.0 | 0.0 | 11.7 | 11.5 | 7.7 | 46.6 |
| 18 | FAFIOTTE SIMON | Ambérieu en bugey | 1996 | 0.0 | 0.0 | 10.6 | 11.2 | 11.5 | 9.7 | 43.0 |
| 19 | DUBIEN LOIC | Cournon | 1991 | 0.0 | 7.9 | 11.9 | 0.0 | 10.0 | 10.3 | 40.1 |
| 20 | GODARD ACSI LAURENT | Ambérieu en bugey | 1994 | 12.1 | 0.0 | 0.0 | 13.2 | 10.8 | 0.0 | 36.1 |
| 21 | LAPLACE LOUIS | Cournon | 2001 | 13.0 | 0.0 | 9.3 | 12.1 | 0.0 | 0.0 | 34.4 |
| 22 | CAVALLINI ADRIEN | Ambérieu en bugey | 2003 | 0.0 | 0.0 | 0.0 | 0.0 | 0.0 | 0.0 | 0.0 |

6. MASCULIN NIVEAU4 11 + . SA_DA (individuels)

6.1. Résultats par équipes

| | Equipe | Club | | | | | | | Total |
|----|-------------------|---|------|------|------|------|------|------|-------|
| 1 | Castelnau le lez | 34--GSL34.com - Castelnau le Lez | 36.9 | 39.2 | 39.4 | 35.7 | 38.0 | 38.4 | 227.6 |
| 2 | Cabestany | 66--COC Gymnastique | 38.3 | 35.6 | 37.8 | 36.9 | 37.8 | 35.8 | 222.2 |
| 3 | Ambérieu en bugéy | 1--REVEIL AMBERIEU GYM | 36.9 | 35.7 | 36.0 | 37.8 | 38.5 | 35.9 | 220.8 |
| 4 | Gardanne | 13--Gardanne | 37.5 | 34.9 | 36.8 | 36.1 | 38.6 | 35.2 | 219.1 |
| 5 | Bourg de Thizy | 69--Enfants de la trambouze | 36.3 | 33.6 | 37.3 | 34.7 | 38.3 | 37.4 | 217.6 |
| 6 | Plaisir | 78--Etoile gymnique plaisiroise | 37.0 | 33.2 | 36.8 | 36.6 | 37.2 | 36.5 | 217.3 |
| 7 | Brindas | 69--A.s.brindas | 37.0 | 35.6 | 33.6 | 35.7 | 38.7 | 32.7 | 213.3 |
| 8 | Muret | 31--Le Ralliement | 35.9 | 33.9 | 36.0 | 34.4 | 37.3 | 34.1 | 211.6 |
| 9 | Limours | 91--Limours | 35.8 | 30.3 | 35.7 | 35.2 | 37.1 | 36.1 | 210.2 |
| 10 | Lafrançaise | 82--Judo gym club lafrançaise | 36.4 | 33.8 | 35.5 | 34.0 | 32.6 | 34.6 | 206.9 |
| 11 | Draveil TEAM | 91--DRAVEIL Team tumbling Gymnastique | 34.6 | 33.6 | 35.9 | 34.9 | 36.2 | 31.2 | 206.4 |
| 12 | Brunoy | 91--Brunoy pyramide | 34.9 | 34.2 | 34.5 | 33.4 | 36.9 | 31.7 | 205.6 |
| 13 | Vaugneray | 69--Union sportive de l'ouest lyonnais | 34.6 | 28.1 | 34.1 | 35.9 | 38.0 | 34.4 | 205.1 |
| | Clermont ferrand | 63--Clermont st- jacques gymnastique | 35.8 | 30.6 | 36.6 | 34.0 | 37.3 | 30.8 | 205.1 |
| 15 | Calais | 62--Etoile de Calais | 35.9 | 27.7 | 36.3 | 33.6 | 35.8 | 30.0 | 199.3 |
| 16 | Rungis | 94--GCR RUNGIS | 34.6 | 27.0 | 36.4 | 34.2 | 35.4 | 31.5 | 199.1 |
| 17 | La cantalienne | 15--La cantalienne | 27.1 | 23.8 | 28.5 | 32.9 | 30.5 | 23.0 | 165.8 |
| 18 | Lille | 59--CGLille | 22.3 | 18.8 | 19.8 | 21.7 | 24.6 | 18.8 | 126.0 |

6.2. Résultats individuels





| | Gymnaste | Equipe | Anne e | | | | | | | Total |
|----|------------------------|----------------------------------|-----------|------|------|------|------|------|------|-------|
| 1 | GUEX FRANK | Draveil TEAM | 1983 | 12.5 | 13.4 | 13.3 | 11.4 | 13.0 | 12.8 | 76.4 |
| 2 | BRUNET GALDRIC | Castelnau le lez | 2007 | 12.4 | 13.4 | 13.1 | 11.0 | 12.9 | 13.0 | 75.8 |
| 3 | EL MOUDNI HAZIM | Calais | 1997 | 12.0 | 13.4 | 13.3 | 11.2 | 13.3 | 11.6 | 74.8 |
| 4 | VARENNE REGIS * | Roanne ALRG 1 (indiv) (indiv) | 1994 | 12.7 | 11.6 | 13.1 | 12.2 | 12.7 | 12.0 | 74.3 |
| 5 | VILLETELLE MATTEO | Bourg de Thizy | 2004 | 12.6 | 11.2 | 13.1 | 12.0 | 13.0 | 12.3 | 74.2 |
| 6 | MOLINA MATHIS | Gardanne | 2004 | 12.4 | 12.4 | 11.8 | 11.9 | 12.9 | 12.7 | 74.1 |
| 7 | MERCADER YANN | Cabestany | 2004 | 12.9 | 11.2 | 12.6 | 13.1 | 13.0 | 10.7 | 73.5 |
| | COLOMBIN HUGUES | Brindas | 2004 | 12.6 | 12.3 | 10.9 | 12.2 | 12.7 | 12.8 | 73.5 |
| 9 | PETIT YLIAN | Plaisir | 1996 | 12.3 | 11.1 | 12.7 | 12.5 | 12.5 | 11.8 | 72.9 |
| 10 | SEMAIL RAVEL YOUNES | Cabestany | 2007 | 12.9 | 12.9 | 10.9 | 11.8 | 12.4 | 11.9 | 72.8 |
| 11 | TORRES UNAÏ | Castelnau le lez | 2002 | 12.3 | 12.5 | 13.2 | 11.8 | 12.2 | 10.6 | 72.6 |
| | TURC FLORIAN | Ambérieu en bugéy | 2008 | 12.0 | 12.6 | 11.0 | 11.9 | 12.8 | 12.3 | 72.6 |
| 13 | ROUMANI LORIS | Gardanne | 2006 | 12.2 | 11.4 | 12.2 | 11.8 | 12.9 | 11.6 | 72.1 |
| 14 | BAILLET THOMAS | Plaisir | 1992 | 12.4 | 11.3 | 12.1 | 11.7 | 12.0 | 12.3 | 71.8 |
| | JOUANNADE LUCAS | Bourg de Thizy | 2005 | 11.4 | 11.6 | 12.9 | 10.6 | 12.9 | 12.4 | 71.8 |
| 16 | RAAS ANTONIN | Cabestany | 2004 | 12.1 | 11.5 | 12.4 | 12.0 | 12.3 | 11.4 | 71.7 |
| 17 | RESTIER HUGO | Plaisir | 2004 | 12.3 | 10.8 | 11.0 | 12.4 | 12.7 | 12.4 | 71.6 |
| 18 | PAGLIAI AXEL | Muret | 2001 | 12.4 | 10.2 | 12.3 | 11.9 | 12.4 | 12.3 | 71.5 |
| | LEHMANN JULIEN | Limours | 1998 | 12.5 | 11.0 | 12.3 | 11.8 | 12.2 | 11.7 | 71.5 |

| | | | | | | | | | | |
|----|--------------------------------|-------------------|------|------|------|------|------|------|------|------|
| 20 | RIVIERE LUCAS | Castelnau le lez | 2006 | 12.2 | 10.4 | 12.2 | 11.9 | 12.1 | 12.6 | 71.4 |
| | TOMADA TRYSTAN | Ambérieu en bugéy | 2002 | 12.5 | 10.8 | 12.3 | 12.0 | 12.1 | 11.7 | 71.4 |
| 22 | TROUILLET BAPTISTE | Rungis | 2004 | 12.4 | 8.8 | 13.2 | 11.9 | 12.5 | 12.4 | 71.2 |
| 23 | BROUSSELY LUCAS | Brunoy | 2004 | 11.7 | 11.9 | 12.3 | 11.8 | 11.9 | 11.5 | 71.1 |
| 24 | PAPIN NICOLAS | Gardanne | 1996 | 12.4 | 11.1 | 12.1 | 11.7 | 12.8 | 10.9 | 71.0 |
| 25 | BONAL SYLVAIN | La cantalienne | 2004 | 12.5 | 10.9 | 12.0 | 12.0 | 12.0 | 11.5 | 70.9 |
| 26 | PENEAU CLEMENTIN | Cabestany | 2006 | 11.6 | 10.6 | 12.8 | 10.9 | 12.4 | 12.5 | 70.8 |
| | FERNANDES JULIEN | Limours | 2000 | 12.3 | 9.2 | 12.5 | 12.4 | 12.2 | 12.2 | 70.8 |
| | BERNARD MAXIME | Ambérieu en bugéy | 2004 | 12.4 | 10.2 | 11.5 | 12.6 | 12.5 | 11.6 | 70.8 |
| | ROUSSET RENQUERCH GASPARD | Ambérieu en bugéy | 2005 | 11.7 | 11.0 | 12.2 | 12.4 | 11.9 | 11.6 | 70.8 |
| 30 | BULLIAT-LUTHEREAU FLAVIEN | Vaugneray | 2008 | 11.6 | 9.3 | 12.5 | 12.1 | 12.3 | 12.4 | 70.2 |
| 31 | BOURASSAUD JULIEN | Bourg de Thizy | 1996 | 12.3 | 10.2 | 11.3 | 11.1 | 12.1 | 12.7 | 69.7 |
| | LAFAGE SASHA | Lafrançaise | 2005 | 11.9 | 11.9 | 11.3 | 12.1 | 10.6 | 11.9 | 69.7 |
| 33 | BELIARD ANTOINE | Castelnau le lez | 2004 | 11.7 | 10.5 | 10.2 | 12.0 | 12.2 | 12.4 | 69.0 |
| 34 | LARCHER REMI | Muret | 2003 | 11.9 | 10.9 | 10.4 | 11.2 | 12.9 | 11.5 | 68.8 |
| | PERNOT TANGUY | Vaugneray | 2005 | 11.6 | 7.8 | 12.5 | 12.0 | 13.1 | 11.8 | 68.8 |
| 36 | LANCERY ROMAIN | Gardanne | 2004 | 12.3 | 10.2 | 12.5 | 11.2 | 12.0 | 10.3 | 68.5 |
| 37 | PAULAT SALLES TIMOTHE | Brunoy | 2007 | 11.1 | 12.0 | 12.1 | 10.5 | 12.4 | 9.8 | 67.9 |
| 38 | FRANCERIES FLORENT | Lafrançaise | 2002 | 12.5 | 10.1 | 11.7 | 10.7 | 11.2 | 11.5 | 67.7 |
| 39 | TALON XAVIER | Clermont ferrand | 1983 | 10.9 | 9.3 | 12.0 | 10.9 | 12.4 | 11.8 | 67.3 |
| 40 | RODRIGUES DE ARANJO ESTEVAN | Muret | 2009 | 11.6 | 12.8 | 12.5 | 10.7 | 11.3 | 7.9 | 66.8 |
| 41 | DUVIVIER NOE | Brunoy | 2004 | 12.1 | 10.3 | 10.1 | 11.1 | 12.6 | 10.4 | 66.6 |
| 42 | RAMAHANDRIARIVELLO CYRIL | Clermont ferrand | 1987 | 10.5 | 11.9 | 11.2 | 10.8 | 12.7 | 9.2 | 66.3 |
| 43 | MARTIN LUCAS | Brindas | 1999 | 12.5 | 10.9 | 10.4 | 11.0 | 11.7 | 9.5 | 66.0 |
| 44 | DODANE AUGUSTIN | Lille | 2005 | 12.2 | 9.6 | 10.4 | 11.0 | 12.8 | 9.9 | 65.9 |
| | PONTILLE STEPHANE | Bourg de Thizy | 1998 | 11.0 | 10.8 | 10.3 | 11.6 | 12.0 | 10.2 | 65.9 |
| 46 | DEMOLIERE LEO | Brindas | 2002 | 11.1 | 11.4 | 10.9 | 11.4 | 12.9 | 8.0 | 65.7 |
| | LEGROS NOHE | Draveil TEAM | 2008 | 11.2 | 11.7 | 12.5 | 11.2 | 11.6 | 7.5 | 65.7 |
| 48 | LOUISON TIBO | Calais | 2006 | 11.7 | 8.5 | 12.5 | 11.0 | 11.1 | 10.3 | 65.1 |
| 49 | HOCEINI BASTIEN | Brindas | 2005 | 11.9 | 10.1 | 9.6 | 11.9 | 11.0 | 10.4 | 64.9 |
| 50 | MONGIN CORENTIN | Draveil TEAM | 2003 | 10.9 | 8.5 | 10.1 | 12.3 | 11.6 | 10.9 | 64.3 |
| 51 | BATTIN KYLIAN | Rungis | 2001 | 10.8 | 5.3 | 12.3 | 11.4 | 12.2 | 12.1 | 64.1 |
| 52 | FLORAC RODRIGUE | Plaisir | 1997 | 10.7 | 10.4 | 12.0 | 10.5 | 11.7 | 8.6 | 63.9 |
| 53 | WASER VIRGILE | Muret | 2002 | 11.4 | 10.0 | 9.7 | 11.3 | 11.3 | 9.9 | 63.6 |
| | AUBERT THOMAS | Clermont ferrand | 1986 | 12.3 | 9.1 | 11.6 | 10.8 | 11.5 | 8.3 | 63.6 |
| 55 | BOISSEAU AYMERIC | Clermont ferrand | 1993 | 12.0 | 4.1 | 13.0 | 12.0 | 12.2 | 9.8 | 63.1 |
| 56 | BERTHELOT EVAN | Cabestany | 2007 | 12.5 | 10.5 | 8.4 | 11.0 | 12.0 | 8.5 | 62.9 |
| 57 | LARMINAT THEO | Gardanne | 2005 | 12.6 | 10.3 | 10.5 | 12.4 | 11.9 | 5.0 | 62.7 |
| 58 | BABY SACHA | Castelnau le lez | 2005 | 0.0 | 13.3 | 13.1 | 10.5 | 12.9 | 12.8 | 62.6 |
| 59 | TURPIN NOLAN | La cantalienne | 2007 | 10.4 | 9.8 | 12.4 | 10.7 | 11.0 | 8.1 | 62.4 |
| 60 | LE LAN MORGAN | Plaisir | 2005 | 12.1 | 9.5 | 9.3 | 11.0 | 11.4 | 8.7 | 62.0 |
| | TOURLOUR GAEL | Vaugneray | 2008 | 11.4 | 8.5 | 7.5 | 11.8 | 12.6 | 10.2 | 62.0 |
| | GROUSELLE TOM | Bourg de Thizy | 2004 | 11.2 | 8.9 | 11.1 | 10.9 | 12.4 | 7.5 | 62.0 |
| 63 | GOREGUES LUCAS | Plaisir | 1997 | 11.6 | 10.8 | 9.5 | 10.2 | 11.8 | 7.8 | 61.7 |
| 64 | JACQUET MATHIAS | Bourg de Thizy | 2007 | 9.9 | 9.7 | 11.2 | 10.9 | 11.6 | 8.3 | 61.6 |
| 65 | STERCKLEN EVAN | Lafrançaise | 2005 | 12.0 | 6.5 | 10.1 | 11.2 | 10.5 | 10.4 | 60.7 |
| 66 | PRIME MATTEO | Brindas | 2002 | 11.8 | 8.6 | 11.8 | 11.0 | 12.3 | 5.0 | 60.5 |
| 67 | GAILLARD JEAN-GAËL | Lille | 1997 | 10.1 | 9.2 | 9.4 | 10.7 | 11.8 | 8.9 | 60.1 |
| 68 | LEHMANN BENJAMIN | Limours | 2000 | 10.5 | 9.5 | 7.8 | 11.0 | 12.7 | 8.5 | 60.0 |
| 69 | DARMAYAN GRÉGORI | Castelnau le lez | 2005 | 11.8 | 11.7 | 12.3 | 11.4 | 12.0 | 0.0 | 59.2 |
| 70 | FONSECA CHRISTOPHER | Rungis | 2001 | 11.4 | 9.7 | 10.1 | 10.5 | 10.3 | 7.0 | 59.0 |
| 71 | LALLART GABRIEL | Clermont ferrand | 2005 | 11.5 | 9.4 | 9.2 | 11.1 | 9.4 | 6.9 | 57.5 |





| | | | | | | | | | | |
|----|------------------------|-------------------|------|------|------|------|------|------|------|------|
| 72 | SPINOSA NATHAN | Rungis | 2005 | 10.1 | 8.5 | 10.9 | 10.9 | 10.7 | 6.3 | 57.4 |
| 73 | MALFOY STAN | Calais | 2008 | 12.2 | 5.8 | 9.1 | 11.4 | 11.4 | 7.4 | 57.3 |
| 74 | REBELO MATHYS | Ambérieu en bugey | 2004 | 11.8 | 9.7 | 10.0 | 12.8 | 11.4 | 0.0 | 55.7 |
| 75 | VERCHERE JEREMY | Gardanne | 2003 | 12.5 | 8.4 | 11.6 | 10.7 | 11.9 | 0.0 | 55.1 |
| 76 | PROST JEAN | Limours | 1998 | 9.8 | 9.8 | 10.9 | 0.0 | 12.2 | 12.2 | 54.9 |
| 77 | ALLART NOÉ | Calais | 2007 | 10.9 | 3.0 | 10.5 | 11.0 | 11.0 | 8.1 | 54.5 |
| 78 | DRUILHET BASTIEN | Muret | 1999 | 0.0 | 8.6 | 11.1 | 11.1 | 11.9 | 10.3 | 53.0 |
| 79 | CAMBOURS EDEN | Muret | 2003 | 11.2 | 8.9 | 11.2 | 0.35 | 12.0 | 7.8 | 51.5 |
| 80 | DUFFAULT CLEMENT | Ambérieu en bugey | 1988 | 0.0 | 12.1 | 11.0 | 0.0 | 13.2 | 11.9 | 48.2 |
| 81 | DAVID THÉO | Lafrançaise | 2001 | 0.0 | 11.8 | 12.5 | 0.0 | 10.8 | 11.2 | 46.3 |
| 82 | ORBAN AURELIEN | Limours | 1997 | 11.0 | 3.1 | 8.2 | 10.7 | 9.6 | 3.5 | 46.1 |
| 83 | NEUVILLE PIERRE | Brindas | 2003 | 0.0 | 11.9 | 0.0 | 11.6 | 13.1 | 9.3 | 45.9 |
| 84 | GILBERT MATEO | Limours | 2005 | 7.8 | 8.8 | 5.2 | 9.2 | 9.4 | 1.9 | 42.3 |
| 85 | DECLÉMY MAXENCE | Calais | 2006 | 9.8 | 3.8 | 7.4 | 10.2 | 6.5 | 3.9 | 41.6 |
| 86 | BARRAU LOUIS | La cantalienne | 2009 | 4.2 | 3.1 | 4.1 | 10.2 | 7.5 | 3.4 | 32.5 |
| 87 | TRAVERT LASZLO | Vaugneray | 2006 | 7.6 | 3.2 | 0.0 | 11.1 | 8.6 | 0.0 | 30.5 |
| 88 | SIMO VALENTIN | Vaugneray | 2004 | 0.0 | 0.0 | 9.1 | 0.0 | 10.8 | 8.8 | 28.7 |
| 89 | MUELAS EMMANUEL | Vaugneray | 2007 | 0.0 | 10.3 | 7.4 | 0.0 | 10.6 | 0.0 | 28.3 |
| 90 | BRENELLIÈRE LEO | Lafrançaise | 2007 | 8.0 | 0.0 | 0.0 | 9.5 | 4.9 | 4.3 | 26.7 |
| 91 | WILHELM THOMAS | Brunoy | 2005 | 0.0 | 0.0 | 0.0 | 0.0 | 0.0 | 0.0 | 0.0 |
| | | Brunoy | 0 | 0.0 | 0.0 | 0.0 | 0.0 | 0.0 | 0.0 | 0.0 |
| | | Brunoy | 0 | 0.0 | 0.0 | 0.0 | 0.0 | 0.0 | 0.0 | 0.0 |
| | SOLER JULIEN | Rungis | 1983 | 0.0 | 0.0 | 0.0 | 0.0 | 0.0 | 0.0 | 0.0 |
| | | Rungis | 0 | 0.0 | 0.0 | 0.0 | 0.0 | 0.0 | 0.0 | 0.0 |
| | DUCLOY THOMAS | Calais | 2000 | 0.0 | 0.0 | 0.0 | 0.0 | 0.0 | 0.0 | 0.0 |
| | ARENA VINCENZO | Lille | 1983 | 0.0 | 0.0 | 0.0 | 0.0 | 0.0 | 0.0 | 0.0 |
| | | Lille | 0 | 0.0 | 0.0 | 0.0 | 0.0 | 0.0 | 0.0 | 0.0 |
| | | Lille | 0 | 0.0 | 0.0 | 0.0 | 0.0 | 0.0 | 0.0 | 0.0 |
| | | Lille | 0 | 0.0 | 0.0 | 0.0 | 0.0 | 0.0 | 0.0 | 0.0 |
| | | Cabestany | 0 | 0.0 | 0.0 | 0.0 | 0.0 | 0.0 | 0.0 | 0.0 |
| | AUTHEMAYOU MATHIS | La cantalienne | 2009 | 0.0 | 0.0 | 0.0 | 0.0 | 0.0 | 0.0 | 0.0 |
| | BOUSQUET ELIOT | La cantalienne | 2007 | 0.0 | 0.0 | 0.0 | 0.0 | 0.0 | 0.0 | 0.0 |
| | DA SILVA GREGORY | La cantalienne | 2007 | 0.0 | 0.0 | 0.0 | 0.0 | 0.0 | 0.0 | 0.0 |
| | | Clermont ferrand | 0 | 0.0 | 0.0 | 0.0 | 0.0 | 0.0 | 0.0 | 0.0 |
| | | Lafrançaise | 0 | 0.0 | 0.0 | 0.0 | 0.0 | 0.0 | 0.0 | 0.0 |
| | DAMIATI RAFAEL | Draveil TEAM | 2005 | 0.0 | 0.0 | 0.0 | 0.0 | 0.0 | 0.0 | 0.0 |
| | DE FONDAUMIÈRE ANTHONY | Draveil TEAM | 2001 | 0.0 | 0.0 | 0.0 | 0.0 | 0.0 | 0.0 | 0.0 |
| | | Draveil TEAM | 0 | 0.0 | 0.0 | 0.0 | 0.0 | 0.0 | 0.0 | 0.0 |

7. FEMININ NIVEAU1 11 + . SA_DA (individuels)

7.1. Résultats par équipes





| | Equipe | Club |  |  |  |  | Total |
|---|--------------------|-------------------------------------|--|---|---|---|-------|
| 1 | Castelnau le lez | 34--GSL34.com - Castelnau le Lez | 38.2 | 35.9 | 40.0 | 39.7 | 153.8 |
| 2 | LUC gym | 59--Luc gym | 37.5 | 35.6 | 38.8 | 39.5 | 151.4 |
| 3 | St just st rambert | 42--Fjep st-just st- rambert | 37.5 | 41.3 | 35.5 | 36.2 | 150.5 |
| 4 | Villette d Anthon | 69--Villette gym | 34.9 | 30.6 | 36.7 | 36.7 | 138.9 |

7.2. Résultats individuels

| | Gymnaste | Equipe | Annee |  |  |  |  | Total |
|----|---------------------|---------------------------------------|-------|--|---|---|---|-------|
| 1 | FLEJOU MAELLE * | Auneuil 1 (indiv) (indiv) | 1996 | 13.3 | 13.7 | 13.9 | 13.9 | 54.8 |
| 2 | CHEVASSUS DIAZ EMMA | Villette d Anthon | 2002 | 13.3 | 13.3 | 13.4 | 13.7 | 53.7 |
| 3 | POULACHON ORIANE | St just st rambert | 1999 | 12.9 | 14.2 | 13.2 | 12.3 | 52.6 |
| 4 | VERBRUGGE OCTAVIE | LUC gym | 2003 | 13.1 | 13.0 | 12.8 | 13.3 | 52.2 |
| 5 | POTTIER HELOISE * | Cysoing 1 (indiv) (indiv) | 2002 | 12.4 | 13.4 | 12.8 | 13.0 | 51.6 |
| 6 | DARFIN YAËLLE | Castelnau le lez | 2006 | 12.6 | 12.8 | 13.1 | 12.6 | 51.1 |
| 7 | RANCHON JUSTINE | St just st rambert | 2001 | 12.7 | 13.2 | 11.6 | 12.3 | 49.8 |
| 8 | NGANGUE SALOME | Castelnau le lez | 1998 | 11.2 | 11.5 | 13.4 | 13.3 | 49.4 |
| 9 | TAHON LINE | LUC gym | 2003 | 12.3 | 11.7 | 12.2 | 12.8 | 49.0 |
| 10 | HAMAMES MELINA | LUC gym | 1999 | 12.1 | 10.6 | 12.9 | 13.2 | 48.8 |
| 11 | PILLA LOUISE | Castelnau le lez | 1999 | 12.7 | 9.7 | 13.1 | 13.2 | 48.7 |
| 12 | RICHOMME CAROLINE | Castelnau le lez | 2000 | 12.1 | 11.6 | 13.5 | 11.1 | 48.3 |
| 13 | QUAREZ SUZON | LUC gym | 2001 | 11.2 | 10.9 | 13.1 | 13.0 | 48.2 |
| | HAMMA MAYSSAN | Castelnau le lez | 2002 | 12.9 | 10.7 | 11.4 | 13.2 | 48.2 |
| 15 | LECONTE MAELIS * | Gradignan Gymnix 1 (indiv) (indiv) | 1999 | 12.0 | 11.4 | 13.1 | 11.6 | 48.1 |
| 16 | BERGIRON JULIETTE | St just st rambert | 1997 | 11.1 | 13.9 | 10.7 | 11.6 | 47.3 |
| 17 | NGOUNOU PAULINE | Villette d Anthon | 2003 | 10.9 | 9.5 | 11.6 | 11.8 | 43.8 |
| 18 | OUAKALA ANAIS | Castelnau le lez | 2001 | 12.1 | 6.4 | 12.0 | 12.9 | 43.4 |
| 19 | CHAIZE JULIETTE | St just st rambert | 2004 | 11.9 | 9.7 | 10.1 | 11.6 | 43.3 |
| 20 | TARIFA ANOUK | Villette d Anthon | 1999 | 10.6 | 0.0 | 11.7 | 11.2 | 33.5 |
| 21 | GREGOIRE COLEEN | Villette d Anthon | 2004 | 10.7 | 7.8 | 0.0 | 9.1 | 27.6 |
| 22 | HOUCINI DORINE | St just st rambert | 2001 | 11.6 | 0.0 | 0.0 | 0.0 | 11.6 |
| 23 | ROMON NOEMIE | LUC gym | 1997 | 0.0 | 0.0 | 0.0 | 0.0 | 0.0 |
| | | LUC gym | 0 | 0.0 | 0.0 | 0.0 | 0.0 | 0.0 |
| | AGHADJANIAN EMMA | Villette d Anthon | 2000 | 0.0 | 0.0 | 0.0 | 0.0 | 0.0 |
| | | Villette d Anthon | 0 | 0.0 | 0.0 | 0.0 | 0.0 | 0.0 |
| | | St just st rambert | 0 | 0.0 | 0.0 | 0.0 | 0.0 | 0.0 |

8. FEMININ NIVEAU3 11-18 ans . SA_DA (individuels)

8.1. Résultats par équipes

| | Equipe | Club |  |  |  |  | Total |
|----|------------------|--------------------------------------|--|---|---|---|-------|
| 1 | Castelnau le lez | 34--GSL34.com - Castelnau le Lez | 35.5 | 38.4 | 38.1 | 37.6 | 149.6 |
| 2 | Cabestany | 66--COC Gymnastique | 34.3 | 36.3 | 38.3 | 37.1 | 146.0 |
| 3 | UFOLEP 42 | 42--Olympique riorges gymnastique | 33.8 | 36.7 | 37.1 | 36.0 | 143.6 |
| 4 | Vic le comte | 63--US Vic le comte - Gymnastique | 33.2 | 35.8 | 37.5 | 36.1 | 142.6 |
| 5 | Gargenville | 78--Espérance de gargenville | 34.7 | 35.7 | 35.0 | 35.4 | 140.8 |
| | Irigny | 69--Amicale laïque irigny | 33.4 | 35.2 | 36.3 | 35.9 | 140.8 |
| 7 | Brindas | 69--A.s.brindas | 32.6 | 35.3 | 37.0 | 35.6 | 140.5 |
| 8 | Champigny | 94--RSCChampigny gym | 32.6 | 35.3 | 36.8 | 35.5 | 140.2 |
| 9 | Gardanne | 13--Gardanne | 31.6 | 35.4 | 36.4 | 36.3 | 139.7 |
| 10 | Les Clayes | 78--Les Clayes de la Gym | 31.1 | 32.4 | 33.7 | 36.1 | 133.3 |
| 11 | Massy | 91--Tricolore Sportive de Massy | 32.2 | 29.2 | 33.6 | 34.6 | 129.6 |
| 12 | Castelsarrasin | 82--Le défi castelsarrasinois | 30.5 | 27.0 | 34.7 | 33.7 | 125.9 |
| 13 | Lormont | 33--Club gymnique lormontais | 22.6 | 18.0 | 24.9 | 24.5 | 90.0 |

8.2. Résultats individuels

| | Gymnaste | Equipe | Annee |  |  |  |  | Total |
|----|---------------------------|------------------|-------|--|---|---|---|-------|
| 1 | EL AZZOUZI SHERYNE | Castelnau le lez | 2007 | 11.1 | 13.2 | 13.3 | 12.5 | 50.1 |
| 2 | PELIGRY LILI FLEUR | Castelnau le lez | 2005 | 12.1 | 12.7 | 11.9 | 12.7 | 49.4 |
| | MARTIN MAE | Brindas | 2004 | 10.3 | 13.3 | 13.5 | 12.3 | 49.4 |
| 4 | CICALESE ELISE | Castelnau le lez | 2004 | 11.6 | 12.5 | 12.4 | 12.4 | 48.9 |
| 5 | DELBEZ OLIVIA | Cabestany | 2007 | 11.6 | 12.3 | 13.0 | 11.7 | 48.6 |
| 6 | MANYA LEELOU | Cabestany | 2007 | 11.5 | 12.2 | 12.1 | 12.5 | 48.3 |
| 7 | PARROT ROLLAND NOELIE | Vic le comte | 2005 | 11.1 | 12.0 | 13.3 | 11.8 | 48.2 |
| 8 | DIOMANDE EVA | Gargenville | 2006 | 12.4 | 12.3 | 11.5 | 11.9 | 48.1 |
| | BLOT ANAÏS | Castelnau le lez | 2003 | 11.2 | 12.3 | 12.4 | 12.2 | 48.1 |
| 10 | THIVEND LENA | UFOLEP 42 | 2004 | 11.3 | 13.6 | 11.2 | 11.9 | 48.0 |
| 11 | PARROT ROLLAND ANNALOU | Vic le comte | 2005 | 11.3 | 11.9 | 12.5 | 12.1 | 47.8 |
| 12 | AGRAIN JULIE | Irigny | 2006 | 11.4 | 12.0 | 11.9 | 12.3 | 47.6 |
| 13 | BENUCCI EMMA | UFOLEP 42 | 2003 | 11.4 | 11.9 | 12.1 | 12.0 | 47.4 |
| 14 | NOYER EMILIE | Castelnau le lez | 2005 | 11.8 | 12.0 | 12.4 | 11.1 | 47.3 |
| 15 | DOS SANTOS PALOMA | Lormont | 2008 | 11.9 | 11.0 | 12.1 | 12.0 | 47.0 |
| 16 | PAGLI COLINE | Cabestany | 2004 | 11.0 | 11.8 | 12.0 | 11.9 | 46.7 |
| 17 | CORONES CLÉO | Castelnau le lez | 2004 | 10.8 | 11.8 | 12.0 | 12.0 | 46.6 |
| 18 | VELARDO LILOU | UFOLEP 42 | 2005 | 10.9 | 11.2 | 12.3 | 12.1 | 46.5 |
| 19 | VIOU MATHILDE | Gardanne | 2004 | 10.7 | 12.5 | 12.1 | 11.1 | 46.4 |
| 20 | BENDANOUN MELANY | Champigny | 2007 | 10.7 | 11.8 | 11.8 | 11.8 | 46.1 |
| 21 | VOLLE INÈS | Gargenville | 2008 | 10.5 | 11.4 | 12.3 | 11.8 | 46.0 |
| | GOUTTEBEL ELSA | Vic le comte | 2008 | 10.8 | 11.9 | 11.7 | 11.6 | 46.0 |
| 23 | BOUCHERON ILONA | Champigny | 2008 | 10.6 | 10.7 | 12.7 | 11.9 | 45.9 |

| | | | | | | | | |
|----|------------------------------|----------------|------|------|------|------|------|------|
| 24 | BARADU MAELYS | Champigny | 2007 | 10.7 | 12.0 | 11.6 | 11.4 | 45.7 |
| 25 | MARULAZ AMELIE | Irigny | 2006 | 9.7 | 11.8 | 11.9 | 12.1 | 45.5 |
| 26 | DEVAUCHELLES LOU | Champigny | 2009 | 10.1 | 11.5 | 12.3 | 11.5 | 45.4 |
| | BEYNEL CLARA | UFOLEP 42 | 2005 | 10.4 | 10.5 | 12.7 | 11.8 | 45.4 |
| | MERY MILA | Gardanne | 2007 | 9.8 | 11.4 | 12.3 | 11.9 | 45.4 |
| 29 | ZERBINI EVA | UFOLEP 42 | 2003 | 10.7 | 10.6 | 12.0 | 11.9 | 45.2 |
| 30 | CARLES FLAVIE | Gardanne | 2008 | 10.4 | 11.5 | 11.3 | 11.9 | 45.1 |
| 31 | CHATELIN LAURE | Les Clayes | 2006 | 10.7 | 11.2 | 11.1 | 11.8 | 44.8 |
| | CASSIER CANDICE | Gargenville | 2006 | 11.8 | 10.2 | 11.1 | 11.7 | 44.8 |
| 33 | RIANT LUCY | Massy | 2003 | 10.9 | 11.3 | 11.0 | 11.5 | 44.7 |
| 34 | BOUA NOEMY MARIE | Irigny | 2006 | 11.0 | 10.0 | 12.5 | 11.0 | 44.5 |
| 35 | RAFFIER ERIN | Vic le comte | 2008 | 10.5 | 11.7 | 10.3 | 11.9 | 44.4 |
| | RAFFIER THAÏS | Vic le comte | 2005 | 10.5 | 10.8 | 11.0 | 12.1 | 44.4 |
| 37 | FONTANET MARGAUX | Cabestany | 2004 | 11.2 | 10.3 | 10.4 | 12.3 | 44.2 |
| | NAFTEUX LUCILE | Gardanne | 2004 | 10.5 | 11.1 | 10.1 | 12.5 | 44.2 |
| 39 | KLEPPER EVE | Gargenville | 2004 | 9.7 | 12.0 | 11.2 | 11.2 | 44.1 |
| | PARTHENAY ZOE | Irigny | 2008 | 11.0 | 11.4 | 10.6 | 11.1 | 44.1 |
| 41 | VILARROYA ELISENDA | Cabestany | 2006 | 10.8 | 10.1 | 11.2 | 11.9 | 44.0 |
| 42 | BRIS LAROCHE ROMANE | Les Clayes | 2007 | 10.2 | 10.2 | 11.4 | 12.0 | 43.8 |
| 43 | LEFEVERE AUDE | Brindas | 2004 | 10.2 | 11.2 | 10.5 | 11.7 | 43.6 |
| 44 | GRAISSAGUEL CHLOE | Champigny | 2005 | 11.2 | 11.4 | 9.6 | 11.2 | 43.4 |
| 45 | COLLOMB CHIARA | Les Clayes | 2005 | 10.2 | 9.5 | 11.2 | 12.3 | 43.2 |
| 46 | ASLIKH AMEL | Lormont | 2008 | 10.7 | 7.0 | 12.8 | 12.5 | 43.0 |
| 47 | DUMAS GUILLEMETTE | Les Clayes | 2006 | 10.1 | 11.0 | 10.1 | 11.7 | 42.9 |
| | CALENDINI MARINA | Gardanne | 2008 | 10.2 | 9.5 | 12.0 | 11.2 | 42.9 |
| 49 | ALQUIER ROXANE | Castelsarrasin | 2006 | 10.1 | 8.1 | 12.1 | 12.1 | 42.4 |
| 50 | ESLAULT EMMY | Champigny | 2006 | 10.2 | 10.3 | 9.9 | 11.8 | 42.2 |
| 51 | DIGNIMONT LEA | Gargenville | 2003 | 10.1 | 10.1 | 10.7 | 11.2 | 42.1 |
| 52 | SAINT PAUL BEAL LILIA | Brindas | 2006 | 11.3 | 7.4 | 12.0 | 11.0 | 41.7 |
| 53 | LAFLEURANCE LOUNA | Castelsarrasin | 2005 | 10.2 | 10.4 | 9.9 | 11.0 | 41.5 |
| 54 | FRAGOLA HARMS CHARLINE | Massy | 2005 | 10.7 | 9.1 | 10.4 | 11.1 | 41.3 |
| 55 | VERRIEZ LABE EMMA | Massy | 2005 | 9.5 | 8.8 | 11.0 | 11.7 | 41.0 |
| 56 | NOYON TIFFEN | Massy | 2006 | 10.0 | 8.3 | 11.4 | 11.1 | 40.8 |
| 57 | GALIBERT CLARA | Gargenville | 2007 | 10.4 | 9.1 | 9.8 | 10.9 | 40.2 |
| 58 | MAISONNEUVE MATHILDE | Massy | 2005 | 10.6 | 8.8 | 9.3 | 11.4 | 40.1 |
| 59 | PERROCHEAU ALIX | Massy | 2006 | 9.6 | 8.3 | 11.2 | 10.8 | 39.9 |
| 60 | OUDOT EMA | UFOLEP 42 | 2004 | 11.1 | 7.2 | 10.9 | 10.6 | 39.8 |
| 61 | RENAULT NINON | Les Clayes | 2008 | 9.3 | 7.0 | 11.1 | 11.4 | 38.8 |
| 62 | GHAZZI JULIETTE | Castelsarrasin | 2005 | 9.8 | 7.1 | 10.8 | 10.6 | 38.3 |
| 63 | BERTHON LAURE | Brindas | 2003 | 10.9 | 5.0 | 9.5 | 11.6 | 37.0 |
| 64 | SALVADORI CÉLIA | Castelsarrasin | 2006 | 10.2 | 8.5 | 10.6 | 7.3 | 36.6 |
| 65 | MATHIEU FLORIANE | Castelsarrasin | 2005 | 9.1 | 7.1 | 11.8 | 8.5 | 36.5 |
| 66 | BOUILLOT LEA | Cabestany | 2006 | 0.0 | 10.2 | 13.2 | 12.3 | 35.7 |
| 67 | ALLEMAGNE ELISA | Irigny | 2006 | 10.5 | 0.0 | 11.8 | 11.5 | 33.8 |
| 68 | CHRIT AYA | Castelsarrasin | 2005 | 9.8 | 4.2 | 9.4 | 9.5 | 32.9 |
| 69 | DESVEAUX-COLETTI CASSIE | Brindas | 2005 | 10.4 | 10.2 | 11.5 | 0.0 | 32.1 |
| 70 | LULLIER ROMANE | Brindas | 2004 | 10.2 | 10.8 | 0.0 | 10.1 | 31.1 |
| 71 | BOSSARD LUCILE | Irigny | 2005 | 0.0 | 10.2 | 10.0 | 0.0 | 20.2 |
| 72 | DANIEAU SIMON CAPUCINE | Les Clayes | 2006 | 0.0 | 0.0 | 0.0 | 0.0 | 0.0 |
| | BORDEAU LAMIOU OCEANE | Lormont | 2004 | 0.0 | 0.0 | 0.0 | 0.0 | 0.0 |
| | GERMON EVA | Lormont | 2005 | 0.0 | 0.0 | 0.0 | 0.0 | 0.0 |
| | NGUEMA AGNANDI LORY- ANNE | Lormont | 2007 | 0.0 | 0.0 | 0.0 | 0.0 | 0.0 |
| | | Lormont | 0 | 0.0 | 0.0 | 0.0 | 0.0 | 0.0 |
| | PACHON EMMA | Vic le comte | 2005 | 0.0 | 0.0 | 0.0 | 0.0 | 0.0 |





| | | | | | | | | |
|--|------------------|----------|------|-----|-----|-----|-----|-----|
| | BARATIN MATHILDE | Gardanne | 2006 | 0.0 | 0.0 | 0.0 | 0.0 | 0.0 |
|--|------------------|----------|------|-----|-----|-----|-----|-----|

9. FEMININ NIVEAU1 11-18 ans . SA_DA (individuels)

9.1. Résultats par équipes







| | Equipe | Club |  |  |  |  | Total |
|--|--------|------|--|---|---|---|-------|
|--|--------|------|--|---|---|---|-------|

9.2. Résultats individuels







| | Gymnaste | Equipe | Annee |  |  |  |  | Total |
|---|-------------------|-------------------------------|-------|--|---|---|---|-------|
| 1 | ESCOLAR ELENA * | Biarritz 1 (indiv) (indiv) | 2004 | 12.6 | 13.8 | 12.0 | 13.6 | 52.0 |
| 2 | DOZON VALENTINE * | Trets 1 (indiv) (indiv) | 2006 | 11.7 | 13.5 | 13.6 | 13.1 | 51.9 |

10. MASCULIN NIVEAU5 11-16 ans . SA_DA (individuels)

10.1. Résultats par équipes

| | Equipe | Club |  |  |  |  |  |  | Total |
|---|------------------|-------------------------------------|---|---|---|---|---|---|-------|
| 1 | Castelnau le lez | 34--GSL34.com - Castelnau le Lez | 34.3 | 37.0 | 34.5 | 34.4 | 35.5 | 34.5 | 210.2 |
| 2 | Muret | 31--Le Ralliement | 27.2 | 31.2 | 32.3 | 27.9 | 30.8 | 31.4 | 180.8 |

10.2. Résultats individuels

| | Gymnaste | Equipe | Anne e |  |  |  |  |  |  | Total |
|----|--------------------|---|-----------|---|--|---|---|---|---|-------|
| 1 | MINELLA JULES | Castelnau le lez | 2007 | 12.2 | 12.5 | 12.2 | 12.5 | 12.0 | 10.5 | 71.9 |
| 2 | PRADIER CORENTIN * | St just st rambert 1 (indiv) (indiv) | 2005 | 11.3 | 12.9 | 11.9 | 11.0 | 12.1 | 11.8 | 71.0 |
| 3 | REMI JULES | Castelnau le lez | 2010 | 10.8 | 12.9 | 11.2 | 11.1 | 11.8 | 10.8 | 68.6 |
| 4 | FRANÇOIS KYLIAN | Castelnau le lez | 2005 | 11.3 | 11.6 | 10.5 | 10.8 | 11.7 | 12.0 | 67.9 |
| 5 | GALIANA MARVIN | Muret | 2009 | 9.1 | 11.3 | 11.5 | 10.4 | 11.0 | 11.0 | 64.3 |
| 6 | CAMPARIOL ANAEL | Muret | 2010 | 9.6 | 11.4 | 11.3 | 9.8 | 11.1 | 10.4 | 63.6 |
| 7 | OBERT MAXIME | Castelnau le lez | 2009 | 10.8 | 10.0 | 9.7 | 10.3 | 11.0 | 11.0 | 62.8 |
| 8 | PALERMO EMILE | Castelnau le lez | 2008 | 10.4 | 8.2 | 11.0 | 9.8 | 11.6 | 11.5 | 62.5 |
| 9 | SCHAUER PAUL EMILE | Castelnau le lez | 2006 | 8.2 | 11.6 | 11.1 | 8.4 | 10.7 | 11.0 | 61.0 |
| 10 | BORDES MAXENCE | Muret | 2009 | 8.5 | 8.5 | 9.5 | 7.7 | 8.7 | 10.0 | 52.9 |
| 11 | ALEGRE CLEMENT | Muret | 2006 | 0.0 | 0.0 | 0.0 | 0.0 | 0.0 | 0.0 | 0.0 |

11. MASCULIN NIVEAU3 11 + . SA_DA (individuels)

11.1. Résultats par équipes

| | Equipe | Club | | | | | | | Total |
|---|------------------|-------------------------------------|------|------|------|------|------|------|-------|
| 1 | Castelnau le lez | 34--GSL34.com - Castelnau le Lez | 37.4 | 35.8 | 37.4 | 38.3 | 39.4 | 34.7 | 223.0 |
| 2 | Lormont | 33--Club gymnique lormontais | 36.7 | 30.7 | 37.3 | 38.2 | 38.8 | 36.4 | 218.1 |
| 3 | Cysoing | 59--Progres cysonien | 37.4 | 30.6 | 33.3 | 37.6 | 36.7 | 30.8 | 206.4 |
| 4 | Muret | 31--Le Ralliement | 35.8 | 24.2 | 33.8 | 37.2 | 37.1 | 31.6 | 199.7 |
| 5 | Dreux | 28--Esperance drouaise | 32.2 | 26.0 | 36.1 | 34.9 | 35.1 | 33.8 | 198.1 |

11.2. Résultats individuels

| | Gymnaste | Equipe | Anne e | | | | | | | Total |
|----|---------------------------|---|-----------|------|------|------|------|------|------|-------|
| 1 | TERRADE YANN | Lormont | 2000 | 12.3 | 11.3 | 12.2 | 12.7 | 13.1 | 11.9 | 73.5 |
| | SARIE LUCAS | Muret | 1989 | 12.3 | 12.2 | 11.6 | 12.4 | 12.9 | 12.1 | 73.5 |
| 3 | DARMAYAN CHRISTOPHE | Castelnau le lez | 1995 | 11.9 | 11.8 | 12.2 | 12.4 | 12.3 | 12.8 | 73.4 |
| 4 | BERTRAND NICOLAS | Castelnau le lez | 2003 | 12.6 | 12.2 | 12.2 | 12.7 | 13.3 | 10.0 | 73.0 |
| 5 | JAGUENEAU ETIENNE | Lormont | 1995 | 12.2 | 10.1 | 12.7 | 12.3 | 13.0 | 12.2 | 72.5 |
| 6 | CARON KEVIN | Cysoing | 1998 | 12.4 | 12.0 | 12.4 | 11.3 | 12.3 | 11.7 | 72.1 |
| | ARGAUD MATTHIEU * | St just st rambert 2 (indiv) (indiv) | 2002 | 12.8 | 9.5 | 11.9 | 13.3 | 12.7 | 11.9 | 72.1 |
| | MARQUES OSCAR | Castelnau le lez | 2002 | 11.8 | 11.8 | 11.7 | 13.2 | 12.6 | 11.0 | 72.1 |
| 9 | SCHMUTZ LYRIANN | Lormont | 2002 | 10.7 | 9.3 | 12.4 | 13.2 | 12.7 | 12.3 | 70.6 |
| 10 | VANGHELLE CHARLES | Cysoing | 2002 | 12.5 | 11.5 | 10.7 | 12.2 | 12.8 | 10.7 | 70.4 |
| 11 | MARTIN THÉODORE | Castelnau le lez | 2004 | 12.5 | 8.3 | 13.0 | 11.6 | 13.4 | 10.9 | 69.7 |
| 12 | COURT ADRIEN * | Houilles 1 (indiv) (indiv) | 1999 | 12.9 | 10.4 | 11.2 | 12.4 | 12.2 | 9.7 | 68.8 |
| 13 | BICARD EDDIE * | St just st rambert 1 (indiv) (indiv) | 2000 | 11.9 | 9.2 | 12.1 | 12.6 | 12.0 | 8.6 | 66.4 |
| 14 | GAUTHIER THOMAS | Dreux | 1995 | 10.5 | 6.5 | 11.7 | 11.2 | 12.7 | 11.9 | 64.5 |
| 15 | MERCIER QUENTIN * | Jonage 1 (indiv) (indiv) | 1989 | 12.1 | 10.3 | 10.8 | 11.3 | 11.6 | 7.2 | 63.3 |
| 16 | PRADIER VINCENT | Castelnau le lez | 1999 | 10.2 | 8.1 | 11.4 | 11.9 | 12.2 | 9.4 | 63.2 |
| 17 | RIVALLAND QUENTIN | Muret | 1998 | 10.9 | 6.4 | 11.9 | 12.3 | 11.6 | 9.5 | 62.6 |
| 18 | CLARET HUGO * | Crolles 1 (indiv) (indiv) | 2002 | 12.8 | 0.0 | 10.6 | 13.3 | 11.8 | 12.6 | 61.1 |
| 19 | LE TADIC THEO | Dreux | 2002 | 10.2 | 4.8 | 12.2 | 11.1 | 10.4 | 10.2 | 58.9 |
| 20 | MOSSE RUBEN | Cysoing | 2003 | 12.5 | 2.8 | 10.2 | 13.2 | 11.6 | 8.4 | 58.7 |
| 21 | GALIANA MATHIS | Muret | 2002 | 12.6 | 5.6 | 10.3 | 12.5 | 11.7 | 4.7 | 57.4 |
| 22 | DOS SANTOS THEO | Dreux | 2001 | 9.4 | 5.3 | 8.4 | 12.6 | 10.1 | 7.6 | 53.4 |
| 23 | BESANCON MARC | Lormont | 2004 | 12.2 | 5.1 | 3.4 | 11.8 | 10.9 | 9.1 | 52.5 |
| 24 | VAN WYNENDAELE TITOUAN | Cysoing | 2004 | 9.0 | 7.1 | 9.4 | 10.2 | 10.8 | 2.0 | 48.5 |
| 25 | BEGUE FLORIAN | Castelnau le lez | 1995 | 12.3 | 0.0 | 8.4 | 12.2 | 12.7 | 0.0 | 45.6 |
| 26 | LENGLART ARTHUR | Dreux | 2001 | 11.5 | 7.6 | 9.8 | 0.0 | 10.7 | 5.8 | 45.4 |
| 27 | CACERES STEFAN | Dreux | 1987 | 9.5 | 0.0 | 11.7 | 0.0 | 11.7 | 11.7 | 44.6 |
| 28 | PAULMIER GILDAS | Dreux | 1996 | 9.9 | 11.9 | 12.2 | 0.0 | 0.0 | 0.0 | 34.0 |
| 29 | SOGLIA ENZO | Muret | 2002 | 0.0 | 5.4 | 0.0 | 0.0 | 12.5 | 10.0 | 27.9 |
| 30 | ETOURNEAU YOHANN | Lormont | 2002 | 3.8 | 1.5 | 4.2 | 11.1 | 7.2 | 0.0 | 27.8 |
| 31 | BONTE CLEMENT | Cysoing | 2000 | 10.7 | 0.0 | 0.0 | 12.2 | 0.0 | 0.0 | 22.9 |
| 32 | MILLE VALENTIN | Cysoing | 2002 | 0.0 | 0.0 | 0.0 | 0.0 | 0.0 | 0.0 | 0.0 |

| | | | | | | | | | | |
|--------------|---------|------|-----|-----|-----|-----|-----|-----|-----|-----|
| | Lormont | 0 | 0.0 | 0.0 | 0.0 | 0.0 | 0.0 | 0.0 | 0.0 | 0.0 |
| TOSCA ADRIEN | Muret | 1997 | 0.0 | 0.0 | 0.0 | 0.0 | 0.0 | 0.0 | 0.0 | 0.0 |
| | Muret | 0 | 0.0 | 0.0 | 0.0 | 0.0 | 0.0 | 0.0 | 0.0 | 0.0 |

12. MASCULIN NIVEAU4 11-16 ans . SA_DA (individuels)

12.1. Résultats par équipes

| | Equipe | Club | | | | | | | Total |
|--------------------|-------------|--------------------------------------|------|------|------|------|------|------|-------|
| 1 | Crolles | 38--Gym et rythme crolles | 36.7 | 33.4 | 35.7 | 37.5 | 38.2 | 32.4 | 213.9 |
| 2 | Roanne ALRG | 42--Amicale laïque de roanne garçons | 36.8 | 34.2 | 34.5 | 36.0 | 37.1 | 32.1 | 210.7 |
| 3 | LUC gym | 59--Luc gym | 33.6 | 34.8 | 31.5 | 31.9 | 35.7 | 24.5 | 192.0 |
| 4 | Cysoing | 59--Progres cysonien | 36.8 | 29.3 | 33.7 | 33.3 | 33.5 | 24.5 | 191.1 |
| 5 | Jonage | 38--Jonage gymnastique | 33.0 | 27.8 | 28.7 | 32.3 | 33.5 | 25.3 | 180.6 |
| Equipes déclassées | | | | | | | | | |
| | Equipe | Club | | | | | | | Total |
| 1 | Les mureaux | 78--Les Mureaux | 34.3 | 23.8 | 28.8 | 32.7 | 29.8 | 22.4 | 171.8 |

12.2. Résultats individuels

| | Gymnaste | Equipe | Annee | | | | | | | Total |
|----|----------------------------|-------------|-------|------|------|------|------|------|------|-------|
| 1 | LONCKE NOE | Crolles | 2005 | 12.5 | 11.8 | 12.5 | 13.3 | 13.2 | 12.4 | 75.7 |
| 2 | BISSUEL GAETAN | Roanne ALRG | 2005 | 12.5 | 12.4 | 11.1 | 12.0 | 12.2 | 10.9 | 71.1 |
| 3 | FERNANDES CESAR | Roanne ALRG | 2008 | 12.5 | 8.0 | 12.0 | 12.0 | 13.0 | 11.8 | 69.3 |
| 4 | VANGVIRACHITH ZAO | Crolles | 2007 | 12.0 | 9.8 | 11.1 | 12.5 | 12.6 | 10.1 | 68.1 |
| 5 | RAVIER AXEL | Crolles | 2008 | 11.5 | 11.2 | 10.7 | 11.5 | 12.4 | 9.9 | 67.2 |
| 6 | ROCHE THOMAS | Roanne ALRG | 2005 | 11.8 | 10.1 | 10.6 | 12.0 | 11.9 | 9.4 | 65.8 |
| 7 | MARTINET LUCA | Crolles | 2007 | 12.2 | 10.4 | 11.7 | 11.2 | 12.2 | 8.0 | 65.7 |
| 8 | SLEPCEVIC TOM | Roanne ALRG | 2008 | 11.1 | 11.7 | 11.1 | 10.6 | 11.9 | 8.6 | 65.0 |
| 9 | SOCKEEL EMILIE | Cysoing | 2006 | 11.8 | 10.3 | 11.6 | 11.2 | 12.2 | 7.7 | 64.8 |
| | DIX NEUF ARTHUR | LUC gym | 2006 | 10.7 | 11.9 | 11.6 | 10.7 | 12.2 | 7.7 | 64.8 |
| 11 | PETILLOT MATHIS | Crolles | 2008 | 11.5 | 8.7 | 11.5 | 11.4 | 11.7 | 9.7 | 64.5 |
| 12 | TRUFFIER ROBIN | Cysoing | 2007 | 12.5 | 10.7 | 11.5 | 10.7 | 10.8 | 7.8 | 64.0 |
| 13 | DIXNEUF ELIOT | LUC gym | 2008 | 11.7 | 11.6 | 9.7 | 10.4 | 11.9 | 8.2 | 63.5 |
| 14 | CHEVALIER DOS SANTOS ALAIN | Jonage | 2008 | 11.9 | 10.3 | 9.2 | 10.9 | 10.9 | 9.8 | 63.0 |
| 15 | DEPECKER SIMON | LUC gym | 2007 | 11.2 | 11.3 | 9.7 | 10.8 | 10.8 | 8.4 | 62.2 |
| 16 | IVANES PIERRE | Les mureaux | 2009 | 12.4 | 8.3 | 10.2 | 11.3 | 12.0 | 7.5 | 61.7 |
| 17 | LANEZ THEO | Cysoing | 2007 | 11.9 | 8.3 | 10.6 | 11.3 | 10.5 | 8.9 | 61.5 |
| 18 | OUDOT BASTIEN | Roanne ALRG | 2009 | 11.3 | 9.9 | 9.3 | 10.5 | 11.8 | 8.3 | 61.1 |
| 19 | DANIELE GIULIAN | Roanne ALRG | 2008 | 10.0 | 10.1 | 11.4 | 10.5 | 11.4 | 7.2 | 60.6 |
| 20 | BAILLEUL HUGO | LUC gym | 2007 | 10.0 | 10.6 | 10.2 | 10.4 | 11.6 | 6.8 | 59.6 |
| 21 | TRUFFIER LOUIS | Cysoing | 2006 | 12.4 | 7.7 | 9.8 | 10.8 | 9.8 | 7.8 | 58.3 |
| 22 | LEMOINE LUCAS | Jonage | 2006 | 10.6 | 7.6 | 9.8 | 10.9 | 11.0 | 8.0 | 57.9 |
| 23 | MARQUES COSTA MARTIN | Les mureaux | 2006 | 11.0 | 8.3 | 9.5 | 10.3 | 9.7 | 8.3 | 57.1 |
| 24 | LABROSSE TOM | Jonage | 2007 | 10.5 | 9.4 | 9.7 | 10.4 | 9.3 | 7.5 | 56.8 |
| 25 | IVANES NICOLAS | Les mureaux | 2006 | 10.9 | 7.2 | 9.1 | 11.1 | 8.1 | 6.6 | 53.0 |
| 26 | CAILLOUX VALENTIN | LUC gym | 2006 | 8.0 | 7.5 | 7.7 | 10.0 | 10.9 | 7.9 | 52.0 |
| 27 | PEPINOTREMENOS EMILIO | Jonage | 2007 | 8.9 | 5.9 | 8.5 | 9.4 | 11.6 | 6.1 | 50.4 |
| 28 | ESTRAGNAT AXEL | Jonage | 2007 | 6.2 | 8.1 | 4.6 | 10.0 | 7.2 | 7.3 | 43.4 |
| 29 | RAPOSO LEANDRE | Jonage | 2010 | 3.9 | 3.8 | 6.8 | 10.5 | 5.7 | 3.0 | 33.7 |
| | COMANDONE MATTEO | Crolles | 2007 | 12.0 | 10.0 | 0.0 | 11.7 | 0.0 | 0.0 | 33.7 |
| 31 | | Cysoing | 0 | 0.0 | 0.0 | 0.0 | 0.0 | 0.0 | 0.0 | 0.0 |

| | | | | | | | | | | | |
|--|---------------|-------------|------|-----|-----|-----|-----|-----|-----|-----|-----|
| | | Cysoing | 0 | 0.0 | 0.0 | 0.0 | 0.0 | 0.0 | 0.0 | 0.0 | 0.0 |
| | BAILLEUL NOAH | LUC gym | 2009 | 0.0 | 0.0 | 0.0 | 0.0 | 0.0 | 0.0 | 0.0 | 0.0 |
| | | Les mureaux | 0 | 0.0 | 0.0 | 0.0 | 0.0 | 0.0 | 0.0 | 0.0 | 0.0 |
| | | Les mureaux | 0 | 0.0 | 0.0 | 0.0 | 0.0 | 0.0 | 0.0 | 0.0 | 0.0 |
| | | Les mureaux | 0 | 0.0 | 0.0 | 0.0 | 0.0 | 0.0 | 0.0 | 0.0 | 0.0 |

13. MASCULIN NIVEAU3 11-18 ans . SA_DA (individuels)

13.1. Résultats par équipes

| | Equipe | Club | | | | | | | Total |
|---|-------------|---------------------------|------|------|------|------|------|------|-------|
| 1 | Champigny | 94--RSCChampigny gym | 36.9 | 27.2 | 32.2 | 39.0 | 39.1 | 34.8 | 209.2 |
| 2 | Draveil Gym | 91--A'tous gym Draveil | 25.5 | 15.6 | 24.1 | 35.1 | 24.5 | 22.1 | 146.9 |

13.2. Résultats individuels

| | Gymnaste | Equipe | Anne e | | | | | | | Total |
|---|--------------------------|-----------------------------|-----------|------|------|------|------|------|------|-------|
| 1 | BARBOSA ALVES RODRIGO | Champigny | 2006 | 12.9 | 7.8 | 12.1 | 13.2 | 13.2 | 12.0 | 71.2 |
| 2 | DEVAUCHELLES THEO | Champigny | 2005 | 12.0 | 11.1 | 10.1 | 12.7 | 13.1 | 11.7 | 70.7 |
| 3 | RAIZON TEO | Draveil Gym | 2004 | 11.8 | 10.9 | 12.4 | 12.8 | 10.3 | 9.8 | 68.0 |
| 4 | BARBOSA ALVES LEANDRO | Champigny | 2006 | 12.0 | 8.3 | 10.0 | 13.1 | 12.8 | 11.1 | 67.3 |
| 5 | DUVALLET ADRIEN | Draveil Gym | 2004 | 11.7 | 4.4 | 9.7 | 12.4 | 10.6 | 9.5 | 58.3 |
| 6 | BOURDON ARTHUR * | Jonage 1 (indiv) (indiv) | 2003 | 12.0 | 5.3 | 9.9 | 11.0 | 11.0 | 1.7 | 50.9 |
| 7 | THAVOT LEO | Draveil Gym | 2007 | 2.0 | 0.3 | 2.0 | 9.9 | 3.6 | 2.8 | 20.6 |
| 8 | LAMPE STEEVE | Draveil Gym | 2005 | 0.0 | 0.0 | 0.0 | 0.0 | 0.0 | 0.0 | 0.0 |
| | NESPOULOS NIL | Draveil Gym | 2006 | 0.0 | 0.0 | 0.0 | 0.0 | 0.0 | 0.0 | 0.0 |
| | | Draveil Gym | 0 | 0.0 | 0.0 | 0.0 | 0.0 | 0.0 | 0.0 | 0.0 |
| | HAFEZ ROBIN | Champigny | 2008 | 0.0 | 0.0 | 0.0 | 0.0 | 0.0 | 0.0 | 0.0 |
| | | Champigny | 0 | 0.0 | 0.0 | 0.0 | 0.0 | 0.0 | 0.0 | 0.0 |
| | | Champigny | 0 | 0.0 | 0.0 | 0.0 | 0.0 | 0.0 | 0.0 | 0.0 |

14. MASCULIN NIVEAU5 11 + . SA_DA (individuels)

14.1. Résultats par équipes

| | Equipe | Club | | | | | | | Total |
|----|-------------|------------------------------------|------|------|------|------|------|------|-------|
| 1 | Arras | 62--Arras | 36.2 | 37.3 | 35.4 | 34.1 | 36.2 | 36.8 | 216.0 |
| 2 | Douai | 59--Douai | 35.7 | 38.0 | 35.2 | 35.2 | 32.9 | 34.8 | 211.8 |
| 3 | Tonneins | 47--Gym pour tous sj tonneins | 32.6 | 36.4 | 35.7 | 35.4 | 34.5 | 36.0 | 210.6 |
| 4 | Champigny | 94--RSCChampigny gym | 34.9 | 36.9 | 35.8 | 33.4 | 35.8 | 33.7 | 210.5 |
| 5 | Chateauroux | 36--ASPTT GYM | 32.4 | 37.6 | 35.0 | 33.1 | 35.5 | 34.0 | 207.6 |
| 6 | Cabestany | 66--COC Gymnastique | 34.1 | 34.3 | 35.6 | 32.7 | 34.9 | 34.6 | 206.2 |
| 7 | Esvres | 37--Gymnastique Sportive Esvres | 31.9 | 34.0 | 32.4 | 33.0 | 33.0 | 31.0 | 195.3 |
| 8 | Chatou | 78--Chatou DynaGym | 29.6 | 32.2 | 32.0 | 32.6 | 33.0 | 31.3 | 190.7 |
| 9 | Plaisir | 78--Etoile gymnique plaisiroise | 26.9 | 34.9 | 33.1 | 32.3 | 30.0 | 33.2 | 190.4 |
| 10 | Rungis | 94--GCR RUNGIS | 27.9 | 29.6 | 34.7 | 30.1 | 32.7 | 28.3 | 183.3 |
| 11 | Fives | 59--St maurice fives | 30.9 | 29.5 | 27.9 | 32.0 | 31.3 | 27.0 | 178.6 |

14.2. Résultats individuels

| | Gymnaste | Equipe | Anne e | | | | | | | Total |
|----|------------------------------|-------------|-----------|------|------|------|------|------|------|-------|
| 1 | VASSE LUDWIG | Arras | 1996 | 12.2 | 12.9 | 12.5 | 12.2 | 12.2 | 12.3 | 74.3 |
| 2 | BOULANGER MAXENCE | Douai | 2004 | 12.3 | 12.4 | 12.4 | 12.5 | 10.2 | 12.4 | 72.2 |
| 3 | DUPOUY ANDY | Tonneins | 2004 | 11.1 | 12.9 | 12.2 | 12.2 | 11.6 | 11.4 | 71.4 |
| 4 | DEREN MATHEO | Arras | 2005 | 11.3 | 12.9 | 11.7 | 10.6 | 12.0 | 12.6 | 71.1 |
| 5 | LERAY ANTONY | Tonneins | 1984 | 10.5 | 11.8 | 12.0 | 12.4 | 11.6 | 12.6 | 70.9 |
| 6 | LALLEMANT GAUTIER | Fives | 2003 | 11.0 | 12.9 | 11.1 | 12.2 | 12.5 | 11.1 | 70.8 |
| 7 | GRAINDORGE ANCELIN | Chateauroux | 2007 | 11.0 | 12.9 | 11.5 | 11.1 | 12.0 | 11.3 | 69.8 |
| 8 | MOHAMED BOULEKBACHI ADIL | Cabestany | 2004 | 11.4 | 11.9 | 11.5 | 11.7 | 11.8 | 11.3 | 69.6 |
| 9 | BOULANGER MATHIS | Douai | 2004 | 11.3 | 12.9 | 12.0 | 11.2 | 11.3 | 10.8 | 69.5 |
| 10 | PAGANA LUCAS | Champigny | 1993 | 11.1 | 11.7 | 12.5 | 11.1 | 11.7 | 11.3 | 69.4 |
| 11 | RAKOTOMALALA SYLVAIN | Champigny | 1999 | 10.2 | 12.8 | 11.8 | 11.4 | 11.9 | 10.5 | 68.6 |
| | BERTHET ALEXIS | Chateauroux | 1987 | 10.0 | 12.5 | 11.6 | 11.1 | 11.7 | 11.7 | 68.6 |
| 13 | GAILLOCHON MATTEO | Chateauroux | 2002 | 11.2 | 12.2 | 11.9 | 10.2 | 11.8 | 11.0 | 68.3 |
| 14 | DALLA CIA ROMAIN | Tonneins | 2006 | 11.0 | 11.7 | 11.5 | 10.6 | 11.3 | 12.0 | 68.1 |
| 15 | GERARD HUGO | Plaisir | 1998 | 9.3 | 12.8 | 11.8 | 11.3 | 10.8 | 11.7 | 67.7 |
| 16 | MANOUVRIER LENNY | Arras | 2003 | 12.1 | 10.5 | 11.0 | 10.1 | 12.0 | 11.9 | 67.6 |
| 17 | HERLEM LEO | Douai | 2003 | 11.4 | 12.7 | 10.7 | 11.4 | 9.0 | 11.6 | 66.8 |
| 18 | HEQUET SACHA | Arras | 2002 | 11.9 | 11.5 | 10.6 | 11.0 | 9.5 | 11.9 | 66.4 |
| 19 | HUSSON NOE | Esvres | 2006 | 11.2 | 11.1 | 11.0 | 11.1 | 10.5 | 11.1 | 66.0 |
| 20 | LASSALLE JULES | Cabestany | 2007 | 9.8 | 10.7 | 11.7 | 10.5 | 11.6 | 11.3 | 65.6 |
| | POLI NINO | Cabestany | 2008 | 11.4 | 10.7 | 11.4 | 9.9 | 10.6 | 11.6 | 65.6 |
| 22 | BATAILLE MARTINEZ CLEMENT | Cabestany | 2008 | 11.3 | 10.8 | 11.2 | 9.9 | 10.8 | 10.2 | 64.2 |
| 23 | CONDAMINE GASPARD | Arras | 2007 | 11.1 | 11.1 | 11.2 | 10.9 | 10.9 | 8.7 | 63.9 |
| 24 | CONRARDY NATHAN | Douai | 2007 | 10.1 | 11.0 | 10.6 | 11.3 | 10.4 | 10.4 | 63.8 |
| 25 | BOLE-FEYSOT YANN | Chatou | 1971 | 9.0 | 10.3 | 11.5 | 10.7 | 11.8 | 10.0 | 63.3 |
| 26 | BONIN ANTOINE | Chatou | 2004 | 10.1 | 10.8 | 9.9 | 10.6 | 11.1 | 10.7 | 63.2 |
| 27 | ANSART THEO | Douai | 2002 | 12.0 | 10.8 | 8.7 | 11.3 | 9.8 | 10.3 | 62.9 |
| 28 | WOLK THOMAS | Douai | 2003 | 9.4 | 10.3 | 10.8 | 10.6 | 11.2 | 10.3 | 62.6 |
| 29 | PORRÉ ALEXIS | Champigny | 1993 | 9.9 | 9.9 | 9.7 | 10.9 | 11.4 | 10.7 | 62.5 |







| | | | | | | | | | | |
|----|--------------------------|-------------|------|------|------|------|------|------|------|------|
| 30 | LEGROS-GARNIER VICTOR | Rungis | 2007 | 9.9 | 10.6 | 11.3 | 10.1 | 10.8 | 9.7 | 62.4 |
| 31 | HELIAS GRÉGOR Y | Chatou | 2003 | 9.5 | 10.6 | 10.6 | 10.8 | 10.1 | 10.6 | 62.2 |
| 32 | LEJEUNE LOIC | Plaisir | 2010 | 10.0 | 10.8 | 10.8 | 11.2 | 8.5 | 10.7 | 62.0 |
| 33 | RICHE SAM | Esvres | 2004 | 10.1 | 11.2 | 7.9 | 11.0 | 11.6 | 9.9 | 61.7 |
| 34 | SASORITH ADRIEN | Esvres | 2007 | 10.5 | 11.6 | 9.7 | 8.8 | 10.9 | 10.0 | 61.5 |
| 35 | POUBANNE PHILIPPE | Rungis | 1961 | 7.4 | 8.5 | 12.4 | 9.9 | 11.7 | 10.3 | 60.2 |
| 36 | MARCHE LILIAN | Chateauroux | 2008 | 8.8 | 10.8 | 10.2 | 10.9 | 10.5 | 8.6 | 59.8 |
| 37 | LALLEMANT BATISTE | Fives | 2008 | 11.5 | 9.1 | 8.6 | 11.1 | 10.5 | 8.9 | 59.7 |
| 38 | BERLEMONT QUENTIN | Champigny | 1997 | 11.8 | 12.4 | 11.5 | 0.0 | 12.2 | 11.7 | 59.6 |
| 39 | LACAPERE JULES | Cabestany | 2010 | 9.6 | 7.3 | 10.4 | 10.5 | 9.6 | 11.7 | 59.1 |
| 40 | THIER Y ETIENNE | Rungis | 2008 | 9.3 | 10.5 | 11.0 | 9.5 | 10.2 | 8.3 | 58.8 |
| 41 | CAMARA GREGORY | Tonneins | 1982 | 9.2 | 10.3 | 8.5 | 10.8 | 9.2 | 9.8 | 57.8 |
| | PALOMO GIMENEZ DANIEL | Tonneins | 2007 | 8.4 | 10.5 | 10.7 | 10.0 | 8.6 | 9.6 | 57.8 |
| 43 | AFONSO MARCOS | Esvres | 2007 | 8.3 | 11.2 | 10.5 | 10.9 | 7.1 | 9.6 | 57.6 |
| 44 | RESTIER DAVID | Plaisir | 1971 | 7.6 | 10.8 | 9.5 | 9.8 | 8.9 | 10.8 | 57.4 |
| 45 | CAMUS FABIEN | Champigny | 1987 | 12.0 | 8.7 | 9.8 | 10.5 | 6.3 | 10.0 | 57.3 |
| 46 | MERLE SEAN | Chatou | 2005 | 10.0 | 10.5 | 8.3 | 11.1 | 6.2 | 9.2 | 55.3 |
| 47 | GUEROUT TIMEO | Chateauroux | 2009 | 9.5 | 9.0 | 8.6 | 9.4 | 6.9 | 8.8 | 52.2 |
| | MREJEN JOACHIM | Chatou | 2003 | 9.4 | 10.8 | 9.7 | 8.6 | 6.3 | 7.4 | 52.2 |
| 49 | CHAIBELAINE HUGO | Rungis | 2007 | 8.7 | 8.3 | 8.7 | 10.1 | 8.2 | 7.1 | 51.1 |
| 50 | JOURDAIN-JACQUIN KEL YAN | Esvres | 2006 | 10.2 | 10.5 | 10.9 | 0.0 | 9.7 | 9.0 | 50.3 |
| 51 | LE GUYADER NICKY | Rungis | 1963 | 5.5 | 8.2 | 9.9 | 8.5 | 10.1 | 7.9 | 50.1 |
| 52 | GEORGY JOWAN | Chateauroux | 2009 | 10.2 | 8.9 | 5.1 | 9.5 | 7.5 | 8.3 | 49.5 |
| 53 | PEREIRA JEAN | Plaisir | 1970 | 7.2 | 11.3 | 10.5 | 0.0 | 10.3 | 8.8 | 48.1 |
| | THYS ISAAC | Fives | 2008 | 8.4 | 7.5 | 8.2 | 8.7 | 8.3 | 7.0 | 48.1 |
| 55 | HERNANDEZ TOM | Cabestany | 2007 | 0.0 | 11.6 | 12.4 | 0.0 | 11.5 | 10.0 | 45.5 |
| 56 | NADO LOUCKA | Tonneins | 2008 | 0.0 | 5.4 | 8.3 | 8.4 | 8.5 | 2.7 | 33.3 |
| 57 | DEFIVES NICOLAS | Plaisir | 1997 | 4.6 | 6.0 | 7.6 | 0.0 | 2.9 | 3.6 | 24.7 |
| 58 | FRANCOIS JAMES | Rungis | 1968 | 0.0 | 0.0 | 0.0 | 0.0 | 0.0 | 0.0 | 0.0 |
| | MAYEUR PIERRE | Arras | 2005 | 0.0 | 0.0 | 0.0 | 0.0 | 0.0 | 0.0 | 0.0 |
| | GIRAUD MATHIEU | Chatou | 1985 | 0.0 | 0.0 | 0.0 | 0.0 | 0.0 | 0.0 | 0.0 |

15. MASCULIN NIVEAU1 11 + . SA_DA (individuels)

15.1. Résultats par équipes

| | Equipe | Club |  |  |  |  |  |  | Total |
|--|--------|------|---|---|--|---|---|---|-------|
|--|--------|------|---|---|--|---|---|---|-------|

15.2. Résultats individuels







| | Gymnaste | Equipe | Anne e |  |  |  |  |  |  | Total |
|---|--------------------------|--------------------------------|-----------|---|--|---|---|---|---|-------|
| 1 | DE OLIVEIRA AYMERIC * | Champigny 1 (indiv) (indiv) | 2005 | 10.9 | 8.6 | 11.9 | 14.2 | 11.8 | 10.2 | 67.6 |
| 2 | COUSIN NOE * | Champigny 1 (indiv) (indiv) | 2004 | 0.0 | 9.4 | 12.8 | 0.0 | 12.6 | 11.2 | 46.0 |

16. MASCULIN NIVEAU3 11 + . SA_DA (C) (individuels)

16.1. Résultats par équipes

| | Equipe | Club |  |  |  |  |  |  | Total |
|--|--------|------|---|---|--|---|---|---|-------|
|--|--------|------|---|---|--|---|---|---|-------|

16.2. Résultats individuels







| | Gymnaste | Equipe | Année |  |  |  |  |  |  | Total |
|---|------------------------|--------------------------------------|-------|---|--|---|---|---|---|-------|
| 1 | BENDJABALLAH MOHAMED * | Houilles 1 (indiv) (indiv) | 1999 | 0.0 | 0.0 | 0.0 | 13.8 | 0.0 | 0.0 | 13.8 |
| 2 | SCHMUTZ LYRIANN * | Lormont 1 (indiv) (indiv) | 2002 | 0.0 | 0.0 | 0.0 | 13.5 | 0.0 | 0.0 | 13.5 |
| | LONCKE NOE * | Crolles 1 (indiv) (indiv) | 2005 | 0.0 | 0.0 | 0.0 | 13.5 | 0.0 | 0.0 | 13.5 |
| 4 | ARGAUD MATTHIEU * | St just st rambert 1 (indiv) (indiv) | 2002 | 0.0 | 0.0 | 0.0 | 13.4 | 0.0 | 0.0 | 13.4 |

17. MASCULIN NIVEAU3 11 + . SA_DA (B) (individuels)

17.1. Résultats par équipes

| | Equipe | Club |  |  |  |  |  |  | Total |
|--|--------|------|---|---|--|---|---|---|-------|
|--|--------|------|---|---|--|---|---|---|-------|

17.2. Résultats individuels







| | Gymnaste | Equipe | Année |  |  |  |  |  |  | Total |
|---|---------------------|---|-------|---|--|---|---|---|---|-------|
| 1 | JAGUENEAU ETIENNE * | Lormont 1 (indiv) (indiv) | 1995 | 0.0 | 0.0 | 12.6 | 0.0 | 0.0 | 0.0 | 12.6 |
| 2 | CARON KEVIN * | Cysoing 1 (indiv) (indiv) | 1998 | 0.0 | 0.0 | 12.4 | 0.0 | 0.0 | 0.0 | 12.4 |
| 3 | BICARD EDDIE * | St just st rambert 1 (indiv) (indiv) | 2000 | 0.0 | 0.0 | 11.7 | 0.0 | 0.0 | 0.0 | 11.7 |

18. MASCULIN NIVEAU4 11-16 ans . SA_DA (C) (individuels)

18.1. Résultats par équipes

| | Equipe | Club |  |  |  |  |  |  | Total |
|--|--------|------|---|---|--|---|---|---|-------|
|--|--------|------|---|---|--|---|---|---|-------|

18.2. Résultats individuels







| | Gymnaste | Equipe | Anne e |  |  |  |  |  |  | Total |
|---|-------------------|----------------------------------|-----------|---|--|---|---|---|---|-------|
| 1 | FERNANDES CESAR * | Roanne ALRG 1 (indiv) (indiv) | 2008 | 0.0 | 0.0 | 0.0 | 0.0 | 0.0 | 9.6 | 9.6 |
| 2 | DIX NEUF ARTHUR * | LUC gym 1 (indiv) (indiv) | 2006 | 0.0 | 0.0 | 0.0 | 0.0 | 0.0 | 9.4 | 9.4 |
| 3 | TRUFFIER LOUIS * | Cysoing 1 (indiv) (indiv) | 2006 | 0.0 | 0.0 | 0.0 | 0.0 | 0.0 | 8.5 | 8.5 |

19. MASCULIN NIVEAU2 11 + . SA_DA (B) (individuels)

19.1. Résultats par équipes

| | Equipe | Club |  |  |  |  |  |  | Total |
|--|--------|------|---|---|--|---|---|---|-------|
|--|--------|------|---|---|--|---|---|---|-------|

19.2. Résultats individuels








| | Gymnaste | Equipe | Anne e |  |  |  |  |  |  | Total |
|---|------------------------|------------------------------|-----------|---|--|---|---|---|---|-------|
| 1 | CERRI CONSTANTIN * | LUC gym 1 (indiv) (indiv) | 1996 | 13.0 | 0.0 | 0.0 | 0.0 | 0.0 | 0.0 | 13.0 |
| 2 | LEREDOTTE RAPHAEL * | Jonage 1 (indiv) (indiv) | 2001 | 12.5 | 0.0 | 0.0 | 0.0 | 0.0 | 0.0 | 12.5 |
| 3 | LACARRIERE EVAN * | Cournon 1 (indiv) (indiv) | 2002 | 12.2 | 0.0 | 0.0 | 0.0 | 0.0 | 0.0 | 12.2 |

20. MASCULIN NIVEAU2 11 + . SA_DA (C) (individuels)

20.1. Résultats par équipes

| | Equipe | Club |  |  |  |  |  |  |  | Total |
|--|--------|------|---|---|--|---|---|---|---|-------|
|--|--------|------|---|---|--|---|---|---|---|-------|

20.2. Résultats individuels







| | Gymnaste | Equipe | Anne e |  |  |  |  |  |  |  | Total |
|---|------------------------|--|-----------|---|--|---|---|---|---|---|-------|
| 1 | ERRARD CYRIL * | Ambérieu en bugey 1 (indiv) (indiv) | 1995 | 0.0 | 0.0 | 0.0 | 0.0 | 13.7 | 0.0 | 13.7 | |
| 2 | ROELANDTS NICOLAS * | LUC gym 1 (indiv) (indiv) | 1981 | 0.0 | 0.0 | 0.0 | 0.0 | 13.0 | 0.0 | 13.0 | |
| 3 | DUBIEN ARNAUD * | Cournon 1 (indiv) (indiv) | 1997 | 0.0 | 0.0 | 0.0 | 0.0 | 11.6 | 0.0 | 11.6 | |

21. MASCULIN NIVEAU4 11 + . SA_DA (C) (individuels)

21.1. Résultats par équipes

| | Equipe | Club |  |  |  |  |  |  | Total |
|--|--------|------|---|---|--|---|---|---|-------|
|--|--------|------|---|---|--|---|---|---|-------|

21.2. Résultats individuels







| | Gymnaste | Equipe | Anne e |  |  |  |  |  |  | Total |
|---|-----------------|--|-----------|---|--|---|---|---|---|-------|
| 1 | MERCADER YANN * | Cabestany 1 (indiv) (indiv) | 2004 | 0.0 | 0.0 | 0.0 | 0.0 | 0.0 | 12.6 | 12.6 |
| | GUEX FRANK * | Draveil TEAM 1 (indiv) (indiv) | 1983 | 0.0 | 0.0 | 0.0 | 0.0 | 0.0 | 12.6 | 12.6 |
| 3 | TURC FLORIAN * | Ambérieu en bugey 1 (indiv) (indiv) | 2008 | 0.0 | 0.0 | 0.0 | 0.0 | 0.0 | 12.3 | 12.3 |

22. MASCULIN NIVEAU4 11 + . SA_DA (B) (individuels)

22.1. Résultats par équipes

| | Equipe | Club |  |  |  |  |  |  | Total |
|--|--------|------|---|---|--|---|---|---|-------|
|--|--------|------|---|---|--|---|---|---|-------|

22.2. Résultats individuels







| | Gymnaste | Equipe | Anne e |  |  |  |  |  |  | Total |
|---|-------------------|---------------------------------------|-----------|---|--|---|---|---|---|-------|
| 1 | EL MOUDNI HAZIM * | Calais 1 (indiv) (indiv) | 1997 | 0.0 | 12.5 | 0.0 | 0.0 | 0.0 | 0.0 | 12.5 |
| | BRUNET GALDRIC * | Castelnau le lez 1 (indiv) (indiv) | 2007 | 0.0 | 12.5 | 0.0 | 0.0 | 0.0 | 0.0 | 12.5 |
| 3 | VARENNE REGIS * | Roanne ALRG 1 (indiv) (indiv) | 1994 | 0.0 | 9.5 | 0.0 | 0.0 | 0.0 | 0.0 | 9.5 |

23. MASCULIN NIVEAU4 11-16 ans . SA_DA (B) (individuels)

23.1. Résultats par équipes

| | Equipe | Club |  |  |  |  |  |  | Total |
|--|--------|------|---|---|--|---|---|---|-------|
|--|--------|------|---|---|--|---|---|---|-------|





23.2. Résultats individuels

| | Gymnaste | Equipe | Anne e |  |  |  |  |  |  | Total |
|---|------------------|----------------------------------|-----------|---|--|---|---|---|---|-------|
| 1 | LEGEAY COME * | Dreux 1 (indiv) (indiv) | 2006 | 0.0 | 11.5 | 0.0 | 0.0 | 0.0 | 0.0 | 11.5 |
| 2 | BISSUEL GAETAN * | Roanne ALRG 1 (indiv) (indiv) | 2005 | 0.0 | 11.3 | 0.0 | 0.0 | 0.0 | 0.0 | 11.3 |
| 3 | SLEPCEVIC TOM * | Roanne ALRG 1 (indiv) (indiv) | 2008 | 0.0 | 11.1 | 0.0 | 0.0 | 0.0 | 0.0 | 11.1 |





Résultats de la compétition
Finales nationales UFOLEP
Agen-Boé
11 et 12 juin 2022

1. FEMININ NIVEAU6 11-15 ans . SA_DA (B) (individuels)

1.1. Résultats par équipes

| | Equipe | Club |  |  |  |  | Total |
|----|-----------------------|--|--|---|---|---|-------|
| 1 | Aix les bains 2 | 73--UNION GYMNIQUE | 44.5 | 44.5 | 44.1 | 43.0 | 176.1 |
| 2 | Pont de Beauvoisin 2 | 38--La Sentinelle | 42.8 | 41.1 | 45.3 | 45.1 | 174.3 |
| 3 | Savigny | 69--A.s.c.savigny | 44.6 | 41.9 | 42.0 | 43.3 | 171.8 |
| 4 | Hulluch | 62--Association Gymnique et Sportive Hulluchoise | 42.3 | 42.3 | 41.7 | 44.6 | 170.9 |
| 5 | Marquise | 62--La Patriote de Marquise | 42.0 | 43.5 | 42.6 | 42.6 | 170.7 |
| 6 | Cysoing | 59--Progres cysonien | 41.6 | 44.2 | 42.1 | 42.6 | 170.5 |
| | Brindas | 69--A.s.brindas | 43.9 | 42.4 | 41.4 | 42.8 | 170.5 |
| 8 | A. Dreux | 28--Alliance de dreux gymnastique | 41.9 | 43.9 | 43.1 | 40.9 | 169.8 |
| 9 | Gradignan Gymnix | 33--Gymnix | 38.3 | 42.5 | 43.5 | 43.0 | 167.3 |
| 10 | Muret 2 | 31--Le Ralliement | 41.8 | 42.9 | 41.8 | 40.3 | 166.8 |
| 11 | Gradignan PLG | 33--PLG Gradignan | 41.7 | 39.2 | 42.7 | 41.5 | 165.1 |
| 12 | Marcoussis | 91--Asm | 43.7 | 39.1 | 40.0 | 42.1 | 164.9 |
| 13 | Cournon | 63--Cournon d'Auvergne Gym | 41.5 | 39.3 | 41.7 | 41.2 | 163.7 |
| 14 | Plessis paté | 91--EGPP | 41.6 | 39.5 | 39.9 | 41.7 | 162.7 |
| 15 | Mordelles | 35--Union sportive mordelles | 39.6 | 38.6 | 42.6 | 41.5 | 162.3 |
| 16 | Vigneux de bretagne 2 | 44--Amicale gymnique la paquelais vigneux de bretagne (agpv) | 38.1 | 40.5 | 43.0 | 40.2 | 161.8 |

1.2. Résultats individuels





| | Gymnaste | Equipe | Annee |  |  |  |  | Total |
|----|------------------------|----------------------|-------|--|---|---|---|-------|
| 1 | BUSSON TYFENE | Aix les bains 2 | 2010 | 11.1 | 11.4 | 11.2 | 11.0 | 44.7 |
| 2 | SCIBETTA MARYNE | Pont de Beauvoisin 2 | 2009 | 11.1 | 10.4 | 11.6 | 11.5 | 44.6 |
| 3 | PAPE TIFENN | Pont de Beauvoisin 2 | 2009 | 11.1 | 10.3 | 11.2 | 11.3 | 43.9 |
| | ALOUSQUE DUDOUET NAELE | Savigny | 2009 | 11.2 | 11.2 | 10.9 | 10.6 | 43.9 |
| 5 | NOE-PICHELIN TAHIA | Aix les bains 2 | 2010 | 11.0 | 11.2 | 11.5 | 10.0 | 43.7 |
| 6 | HENRY AMY | A. Dreux | 2008 | 11.3 | 11.2 | 11.3 | 9.7 | 43.5 |
| | HOJBOTA DANIELA | Aix les bains 2 | 2009 | 10.9 | 11.0 | 10.6 | 11.0 | 43.5 |
| 8 | JAGGI MAELYS | Aix les bains 2 | 2010 | 11.1 | 10.9 | 10.8 | 10.5 | 43.3 |
| 9 | ADAMCZYK JULIA | Cysoing | 2010 | 10.5 | 10.6 | 11.1 | 11.0 | 43.2 |
| 10 | FOICHAT LOU | Aix les bains 2 | 2010 | 11.3 | 10.8 | 10.5 | 10.5 | 43.1 |
| 11 | BILLARAND CARA | Marcoussis | 2009 | 11.2 | 10.8 | 10.6 | 10.4 | 43.0 |
| | BAILLET EMIE | Marquise | 2008 | 11.0 | 10.6 | 11.0 | 10.4 | 43.0 |
| | GUEUDRE CANDICE | Marquise | 2008 | 10.0 | 11.7 | 10.3 | 11.0 | 43.0 |
| 14 | RAT ZOE | Savigny | 2008 | 11.2 | 10.9 | 9.6 | 11.1 | 42.8 |
| | BLANDZINSKI LYWEN | Hulluch | 2010 | 10.8 | 10.8 | 9.9 | 11.3 | 42.8 |
| | LEROY MAÉVANE | Hulluch | 2008 | 10.1 | 10.4 | 11.2 | 11.1 | 42.8 |
| 17 | ABADIE LILOU | Muret 2 | 2010 | 10.7 | 11.4 | 9.9 | 10.4 | 42.4 |
| | BERTHOD DUGUE LOLA | Savigny | 2009 | 11.2 | 9.5 | 10.6 | 11.1 | 42.4 |
| 19 | NUTER LANA | Hulluch | 2009 | 10.6 | 10.7 | 10.1 | 10.9 | 42.3 |
| 20 | DESTRY ZOE | Cysoing | 2010 | 11.0 | 11.0 | 9.9 | 10.3 | 42.2 |
| | SPANNEUT LISON | Cysoing | 2010 | 9.9 | 11.6 | 10.1 | 10.6 | 42.2 |
| | DARDOUR HANNA | Gradignan PLG | 2010 | 10.6 | 10.2 | 10.6 | 10.8 | 42.2 |
| 23 | DIDIER LEYLOU | Plessis paté | 2008 | 10.7 | 10.6 | 10.4 | 10.4 | 42.1 |
| | DOUTRELON PAULINE | Cysoing | 2010 | 9.9 | 10.9 | 10.6 | 10.7 | 42.1 |

| | | | | | | | | |
|----|------------------------|-----------------------|------|------|------|------|------|------|
| 25 | MARCO NOÉMIE | Marquise | 2010 | 9.6 | 10.6 | 11.0 | 10.8 | 42.0 |
| | DUNAN EMMA | Brindas | 2008 | 9.1 | 10.9 | 11.0 | 11.0 | 42.0 |
| | PERRIN JADE | Brindas | 2009 | 10.9 | 10.2 | 10.4 | 10.5 | 42.0 |
| 28 | MOULIN ENORA | Vigneux de bretagne 2 | 2008 | 9.8 | 10.7 | 10.9 | 10.5 | 41.9 |
| | COURSIN GABRIELLE | Gradignan Gymnix | 2007 | 9.5 | 10.6 | 10.8 | 11.0 | 41.9 |
| | CHALIN MARGOT | Mordelles | 2009 | 10.2 | 10.5 | 10.8 | 10.4 | 41.9 |
| | VANDORT JADE | Hulluch | 2008 | 10.0 | 10.1 | 10.5 | 11.3 | 41.9 |
| 32 | BOUALLAG CRESPEL LUCIE | Pont de Beauvoisin 2 | 2008 | 9.0 | 10.4 | 11.4 | 11.0 | 41.8 |
| 33 | LIERVILLE LOU | A. Dreux | 2006 | 9.9 | 10.9 | 10.3 | 10.6 | 41.7 |
| | RUIZ MARION | Gradignan Gymnix | 2007 | 9.4 | 11.0 | 11.2 | 10.1 | 41.7 |
| | VIGOUROUX MAELYA | Gradignan PLG | 2010 | 9.8 | 10.6 | 10.5 | 10.8 | 41.7 |
| 36 | ZIANI AFNANE | Cournon | 2010 | 10.2 | 10.1 | 10.9 | 10.4 | 41.6 |
| 37 | HEBERT LOUISE | Marquise | 2009 | 10.2 | 10.6 | 10.3 | 10.4 | 41.5 |
| | SARAZIN LAURA | Muret 2 | 2007 | 10.6 | 10.8 | 10.3 | 9.8 | 41.5 |
| | DARDOUR INES | Gradignan PLG | 2010 | 10.9 | 9.4 | 10.9 | 10.3 | 41.5 |
| 40 | LECROART MILA | Savigny | 2010 | 10.1 | 9.9 | 10.9 | 10.5 | 41.4 |
| 41 | BORTONE PASTORE GIULIA | Marcoussis | 2009 | 10.9 | 9.0 | 10.5 | 10.9 | 41.3 |
| | PECRIAUX SASHA | Marquise | 2008 | 10.8 | 10.5 | 9.9 | 10.1 | 41.3 |
| | MILESI CARLA | Gradignan Gymnix | 2007 | 9.4 | 10.6 | 10.4 | 10.9 | 41.3 |
| | JACQUINOT LUCILLE | Pont de Beauvoisin 2 | 2007 | 10.3 | 9.1 | 10.7 | 11.2 | 41.3 |
| 45 | PLESSIS EDEN | A. Dreux | 2008 | 10.0 | 10.8 | 10.9 | 9.5 | 41.2 |
| | HOCHÉPIED EMMA | Cysoing | 2010 | 10.2 | 10.7 | 10.3 | 10.0 | 41.2 |
| | BOUALLAG CRESPEL LOANE | Pont de Beauvoisin 2 | 2006 | 9.0 | 10.0 | 11.1 | 11.1 | 41.2 |
| 48 | BATISSE CASSIE | Cournon | 2009 | 10.6 | 9.8 | 10.7 | 10.0 | 41.1 |
| | NICOLAS EMMA | Brindas | 2010 | 10.9 | 9.9 | 9.9 | 10.4 | 41.1 |
| 50 | CHARRIOT LOLA | Marcoussis | 2010 | 11.0 | 9.5 | 9.9 | 10.6 | 41.0 |
| | VERGNEAUD MAILYS | Muret 2 | 2010 | 10.2 | 10.2 | 11.0 | 9.6 | 41.0 |
| 52 | PAPET MAELYS | Pont de Beauvoisin 2 | 2008 | 10.3 | 9.5 | 10.9 | 10.2 | 40.9 |
| 53 | JAVAUDIN TIA | Mordelles | 2009 | 10.1 | 9.5 | 10.6 | 10.6 | 40.8 |
| 54 | GARBAROWITZ CLEMENCE | Muret 2 | 2010 | 10.3 | 10.5 | 9.9 | 10.0 | 40.7 |
| | VERMOGEN NOEMIE | Brindas | 2008 | 11.0 | 10.2 | 8.6 | 10.9 | 40.7 |
| | FERNANDEZ MILA | Hulluch | 2009 | 10.4 | 10.4 | 9.4 | 10.5 | 40.7 |
| 57 | ROCHE LEANE | Cournon | 2009 | 10.3 | 10.0 | 9.9 | 10.4 | 40.6 |
| 58 | LAGURGUE MAE | Gradignan Gymnix | 2007 | 9.3 | 10.0 | 11.1 | 10.1 | 40.5 |
| 59 | RADREAU INES | Gradignan Gymnix | 2008 | 10.0 | 10.3 | 9.1 | 11.0 | 40.4 |
| | DELBARRE BEGOT IRIS | Aix les bains 2 | 2009 | 10.9 | 9.9 | 9.6 | 10.0 | 40.4 |
| 61 | SARZEAU CLARA | Vigneux de bretagne 2 | 2008 | 9.7 | 10.3 | 10.5 | 9.6 | 40.1 |
| 62 | SINOPLÉ LEANE | Plessis paté | 2007 | 9.9 | 9.9 | 10.0 | 10.1 | 39.9 |
| | CHAVÉROT GABRIELLE | Savigny | 2010 | 11.0 | 9.5 | 9.0 | 10.4 | 39.9 |
| 64 | HAMARD LOANNE | Vigneux de bretagne 2 | 2008 | 9.1 | 9.9 | 10.8 | 10.0 | 39.8 |
| 65 | PATRICK MAEVA | Marcoussis | 2010 | 10.6 | 9.8 | 9.0 | 10.2 | 39.6 |
| | GIGOT CHLOE | Hulluch | 2009 | 10.5 | 8.8 | 9.9 | 10.4 | 39.6 |
| 67 | DJODI MAELI | Plessis paté | 2007 | 10.0 | 9.5 | 9.6 | 10.4 | 39.5 |
| | PAILLET VALENTINE | Muret 2 | 2008 | 9.7 | 9.7 | 10.6 | 9.5 | 39.5 |
| 69 | STRUGARECK MARINA | A. Dreux | 2007 | 10.5 | 11.0 | 8.5 | 9.4 | 39.4 |
| | RIBEIRO LILI ROSE | Cournon | 2008 | 9.9 | 9.4 | 10.2 | 9.9 | 39.4 |
| 71 | DAGORN ELOISE | Gradignan PLG | 2010 | 10.0 | 9.0 | 10.7 | 9.6 | 39.3 |
| 72 | RIALLAND LOUANN | Vigneux de bretagne 2 | 2007 | 9.5 | 9.6 | 10.2 | 9.9 | 39.2 |
| 73 | TAREAU ALICE | A. Dreux | 2008 | 10.1 | 10.2 | 8.6 | 10.2 | 39.1 |
| | PIEL ZOE | Mordelles | 2009 | 10.1 | 8.0 | 11.1 | 9.9 | 39.1 |
| | MAROTTE JUSTINE | Savigny | 2008 | 9.4 | 9.9 | 9.6 | 10.2 | 39.1 |
| 76 | FAJAL MORGANE | Muret 2 | 2008 | 10.0 | 9.8 | 9.0 | 10.1 | 38.9 |
| 77 | HSINI LILA | Cournon | 2009 | 10.4 | 8.8 | 9.4 | 10.1 | 38.7 |
| 78 | DIDIER MAHINA | Plessis paté | 2010 | 9.2 | 9.5 | 9.7 | 10.0 | 38.4 |





| | | | | | | | | |
|----|----------------------------------|-----------------------|------|------|------|------|------|------|
| 79 | WILLERVAL ANAÏS | Cournon | 2009 | 9.7 | 9.3 | 9.0 | 10.3 | 38.3 |
| 80 | LAUVRAY KELYA | A. Dreux | 2008 | 9.1 | 8.1 | 10.6 | 10.4 | 38.2 |
| 81 | ALLIAUME CASSANDRE | Mordelles | 2008 | 8.9 | 10.6 | 8.1 | 9.5 | 37.1 |
| | RATTINA NORAH | Mordelles | 2008 | 9.0 | 8.0 | 10.1 | 10.0 | 37.1 |
| 83 | JUVENON JADE | Plessis paté | 2008 | 9.3 | 8.2 | 9.8 | 9.7 | 37.0 |
| | LELLOUCHE TUCAKOVIC CHARLOTTE | Plessis paté | 2008 | 11.0 | 5.7 | 9.5 | 10.8 | 37.0 |
| 85 | LEMASSON JULIETTE | Vigneux de bretagne 2 | 2007 | 8.3 | 8.9 | 10.8 | 8.1 | 36.1 |
| 86 | SOMMÉ-HERRAIZ NINA | Gradignan PLG | 2010 | 10.2 | 6.9 | 9.4 | 9.0 | 35.5 |
| | BERTHELOT NICOL LIZIG | Mordelles | 2008 | 9.2 | 6.2 | 9.6 | 10.5 | 35.5 |
| 88 | DESSEAUX CLEO | Cysoing | 2010 | 9.9 | 7.5 | 8.4 | 9.1 | 34.9 |
| 89 | MAILLARD-JARNOUX LEYA | Vigneux de bretagne 2 | 2006 | 8.7 | 6.9 | 9.4 | 9.8 | 34.8 |
| 90 | BAGARD SIMON ARIANE | Marcoussis | 2010 | 9.2 | 7.4 | 7.8 | 10.1 | 34.5 |
| 91 | SEIXAS ELODIE-LOUE | Brindas | 2009 | 11.1 | 11.1 | 9.4 | 0.0 | 31.6 |
| 92 | CHAPUIS MANON | Brindas | 2008 | 0.0 | 9.7 | 10.1 | 10.1 | 29.9 |
| 93 | PRUVOST LOUANE | Marquise | 2008 | 0.0 | 10.0 | 8.2 | 9.6 | 27.8 |
| 94 | ROLLAND MAXINE | Gradignan Gymnix | 2008 | 9.4 | 0.0 | 8.3 | 10.0 | 27.7 |
| 95 | HELIGON LOUISE | Gradignan PLG | 2010 | 0.0 | 8.0 | 0.0 | 9.3 | 17.3 |
| 96 | CABARET FANTINE | Marcoussis | 2009 | 0.0 | 0.0 | 0.0 | 0.0 | 0.0 |

2. FEMININ NIVEAU5 11-15 ans . SA_DA (individuels)

2.1. Résultats par équipes

| | Equipe | Club |  |  |  |  | Total |
|----|--------------------|---|--|---|---|---|-------|
| 1 | Auneuil | 60--Auneuil Gymnastique Artistique | 44.6 | 46.1 | 44.0 | 45.0 | 179.7 |
| 2 | Bouc bel air | 13--Bouc bel air gymnastique | 43.5 | 46.1 | 44.9 | 44.8 | 179.3 |
| 3 | St Priest | 69--Gymnique association saint priest | 43.6 | 46.4 | 43.3 | 43.7 | 177.0 |
| 4 | Eragny | 95--Gsa eragny | 42.7 | 46.3 | 42.0 | 43.8 | 174.8 |
| 5 | Crolles | 38--Gym et rythme crolles | 41.2 | 44.3 | 42.3 | 44.9 | 172.7 |
| 6 | Villette d Anthon | 69--Villette gym | 40.5 | 45.9 | 41.0 | 43.4 | 170.8 |
| | Castelnau le lez | 34--GSL34.com - Castelnau le Lez | 41.4 | 43.9 | 42.3 | 43.2 | 170.8 |
| 8 | Moissac | 82--Moissac-gym | 40.2 | 40.7 | 44.7 | 43.5 | 169.1 |
| 9 | Villeneuve sur Lot | 47--Cercle gymnique villeneuvois | 41.8 | 42.6 | 41.8 | 42.0 | 168.2 |
| | Maure de bretagne | 35--L'étoile mauritanienne | 41.1 | 43.5 | 41.0 | 42.6 | 168.2 |
| 11 | Haubourdin | 59--Haubourdin gym | 39.1 | 44.3 | 41.5 | 42.9 | 167.8 |
| 12 | St Avertin | 37--St-avertin sports | 40.4 | 41.4 | 40.8 | 44.1 | 166.7 |
| 13 | Thiers | 63--Ste gymnastique la thiernoise | 41.1 | 40.5 | 42.5 | 41.8 | 165.9 |
| 14 | Yerres | 91--Gym club yerrois | 40.4 | 42.6 | 40.2 | 42.5 | 165.7 |

2.2. Résultats individuels





| | Gymnaste | Equipe | Annee |  |  |  |  | Total |
|----|-----------------------|--------------------|-------|--|---|---|---|-------|
| 1 | FREVAL JULIE | Auneuil | 2008 | 11.4 | 11.8 | 11.3 | 11.4 | 45.9 |
| 2 | VINCENT ANABELLE | Bouc bel air | 2008 | 11.3 | 11.6 | 11.4 | 11.3 | 45.6 |
| | FOURNIER CAMILLE | Auneuil | 2008 | 11.3 | 11.9 | 11.5 | 10.9 | 45.6 |
| 4 | RIGHI AMINA | St Priest | 2010 | 11.2 | 12.0 | 11.5 | 10.4 | 45.1 |
| 5 | JUILLARD EMILIE | Bouc bel air | 2006 | 11.2 | 11.5 | 11.3 | 11.0 | 45.0 |
| | WEILEMANN LEA | Crolles | 2008 | 10.6 | 11.8 | 10.8 | 11.8 | 45.0 |
| | L HOMME MARGOT | Castelnau le lez | 2010 | 10.9 | 11.6 | 11.2 | 11.3 | 45.0 |
| 8 | CARTOUX ZOÉ | Bouc bel air | 2008 | 11.0 | 11.5 | 11.0 | 11.2 | 44.7 |
| 9 | BUTTEUX ROMANE | Auneuil | 2007 | 11.0 | 11.6 | 10.4 | 11.6 | 44.6 |
| 10 | ALVES BONVIN DINAH | Thiers | 2007 | 11.2 | 10.9 | 11.3 | 11.1 | 44.5 |
| 11 | PASTEN FROMENTIN LÉNA | Eragny | 2009 | 10.1 | 11.8 | 11.1 | 11.2 | 44.2 |
| | PREMEL LOU | Maure de bretagne | 2007 | 10.6 | 11.1 | 11.5 | 11.0 | 44.2 |
| 13 | TOR JUSTINE | Yerres | 2007 | 9.7 | 11.3 | 11.5 | 11.5 | 44.0 |
| 14 | GARAFFA CASSY | Bouc bel air | 2007 | 10.0 | 11.5 | 11.2 | 11.1 | 43.8 |
| 15 | LAURENT CHARLOTTE | Eragny | 2008 | 10.9 | 11.6 | 10.1 | 11.0 | 43.6 |
| | LE BRIS ANNA | Villeneuve sur Lot | 2007 | 10.4 | 11.5 | 10.6 | 11.1 | 43.6 |
| | SAGNIER JULIE | Auneuil | 2007 | 10.9 | 10.8 | 10.8 | 11.1 | 43.6 |
| 18 | CLAIN OCEANE | St Priest | 2008 | 10.2 | 11.6 | 10.7 | 11.0 | 43.5 |
| | FARAUT SALOME | St Priest | 2007 | 10.3 | 11.6 | 10.1 | 11.5 | 43.5 |
| 20 | ROYER JULIE | Villette d Anthon | 2006 | 11.0 | 11.6 | 9.8 | 10.9 | 43.3 |
| 21 | DI RUSCIO TALIA | Villette d Anthon | 2008 | 10.1 | 11.3 | 10.7 | 10.9 | 43.0 |
| 22 | SAHABANI ALIYA | St Priest | 2010 | 11.2 | 10.1 | 11.0 | 10.6 | 42.9 |
| | ROBIN LOUANE | Thiers | 2009 | 11.0 | 10.5 | 10.6 | 10.8 | 42.9 |

| | | | | | | | | |
|----|---------------------------|--------------------|------|------|------|------|------|------|
| 24 | LACASSAGNE JADE | Moissac | 2008 | 9.4 | 10.9 | 10.8 | 11.5 | 42.6 |
| 25 | TORRES ZOÉ | Castelnau le lez | 2007 | 10.3 | 11.2 | 10.3 | 10.7 | 42.5 |
| 26 | MELLINGER MAELLE | Eragny | 2006 | 10.4 | 11.5 | 9.9 | 10.6 | 42.4 |
| | JOUBREL LUCY | Maure de bretagne | 2009 | 10.4 | 10.8 | 10.9 | 10.3 | 42.4 |
| | CATTAZZO CHLOÉ | Moissac | 2009 | 10.1 | 11.1 | 10.4 | 10.8 | 42.4 |
| 29 | VINCENT ALIX | Haubourdin | 2008 | 9.7 | 11.5 | 10.6 | 10.5 | 42.3 |
| | KOUKOYAN LAURIE | Bouc bel air | 2009 | 9.7 | 11.0 | 10.4 | 11.2 | 42.3 |
| | GUIRAO LOLA | Crolles | 2008 | 10.2 | 10.9 | 10.2 | 11.0 | 42.3 |
| 32 | GARRE EUGENIE | Eragny | 2007 | 9.8 | 11.4 | 10.3 | 10.5 | 42.0 |
| | PIERRE CELIANE | Eragny | 2010 | 11.3 | 11.1 | 8.6 | 11.0 | 42.0 |
| | CHARLES LOLA | Villette d Anthon | 2008 | 9.7 | 11.0 | 10.8 | 10.5 | 42.0 |
| 35 | LOUAFI AMBRE | Haubourdin | 2008 | 9.9 | 11.0 | 10.3 | 10.7 | 41.9 |
| 36 | ROUIL COSTA CARREGA LUCIA | Villeneuve sur Lot | 2008 | 10.3 | 10.4 | 10.2 | 10.8 | 41.7 |
| | BENEZECH MATHILDE | Castelnau le lez | 2007 | 10.2 | 10.8 | 10.2 | 10.5 | 41.7 |
| 38 | RICCO LINE | Haubourdin | 2010 | 9.8 | 10.9 | 9.8 | 11.0 | 41.5 |
| 39 | ABED JOUMANE | St Priest | 2009 | 10.2 | 11.2 | 9.7 | 10.3 | 41.4 |
| | TOURNE INES | St Avertin | 2008 | 10.1 | 10.3 | 11.3 | 9.7 | 41.4 |
| 41 | COCHE ZOE | Villette d Anthon | 2008 | 9.7 | 12.0 | 9.5 | 10.1 | 41.3 |
| 42 | DESMARTHON LEA | Villeneuve sur Lot | 2006 | 10.3 | 10.2 | 10.5 | 10.2 | 41.2 |
| 43 | CABRIT MARGAUX | Yerres | 2009 | 10.4 | 10.1 | 10.3 | 10.3 | 41.1 |
| | BENYOUB NORA | St Avertin | 2009 | 10.7 | 10.6 | 8.5 | 11.3 | 41.1 |
| 45 | PIVOT MAYA | St Avertin | 2008 | 8.9 | 10.6 | 10.4 | 11.1 | 41.0 |
| 46 | CHANARD EUGENIE | Haubourdin | 2008 | 9.7 | 10.9 | 9.5 | 10.7 | 40.8 |
| 47 | MOERMAN CHARLOTTE | Haubourdin | 2008 | 9.2 | 10.9 | 10.8 | 9.7 | 40.6 |
| | DIDRY ZOE | Crolles | 2007 | 9.9 | 9.6 | 10.3 | 10.8 | 40.6 |
| | GIROD MARINE | Castelnau le lez | 2010 | 9.4 | 10.1 | 10.4 | 10.7 | 40.6 |
| 50 | JAMIER CHARLINE | St Priest | 2007 | 10.9 | 10.3 | 8.6 | 10.6 | 40.4 |
| | CHIPEAUX CARMELINE | Maure de bretagne | 2008 | 10.2 | 11.1 | 8.4 | 10.7 | 40.4 |
| | SKWIRA MARTYNA | Moissac | 2007 | 9.9 | 10.1 | 11.0 | 9.4 | 40.4 |
| 53 | RIBEIRO CAMILLE | Moissac | 2006 | 10.2 | 7.3 | 11.6 | 11.2 | 40.3 |
| 54 | BAHLAOUI MARIAME | Villette d Anthon | 2008 | 9.5 | 9.9 | 9.7 | 11.1 | 40.2 |
| 55 | BERNARDINO CASSANDRA | Yerres | 2007 | 10.3 | 10.4 | 9.1 | 10.3 | 40.1 |
| | AUBERGER LINDSAY | Maure de bretagne | 2008 | 9.3 | 10.5 | 9.7 | 10.6 | 40.1 |
| 57 | OURDOUILLIE JANELLE | Yerres | 2007 | 9.4 | 10.8 | 9.3 | 10.4 | 39.9 |
| | LAGRA DJIHAIN | Villeneuve sur Lot | 2009 | 10.7 | 9.7 | 9.6 | 9.9 | 39.9 |
| | RESCA LISA | Crolles | 2007 | 8.8 | 10.1 | 10.6 | 10.4 | 39.9 |
| | DI LEONARDO ELISA | Moissac | 2009 | 10.0 | 8.6 | 11.3 | 10.0 | 39.9 |
| 61 | BOUZZIT SIHAM | Eragny | 2007 | 9.4 | 10.0 | 10.5 | 9.9 | 39.8 |
| | VANGVIRACHITH LILI | Crolles | 2006 | 10.5 | 9.0 | 9.0 | 11.3 | 39.8 |
| 63 | LORENZO LUNA | St Avertin | 2010 | 9.7 | 8.9 | 9.8 | 11.1 | 39.5 |
| 64 | ALARY LILA | Bouc bel air | 2008 | 9.8 | 9.3 | 10.8 | 9.3 | 39.2 |
| 65 | SAINT MEZARD MATHILDE | Villeneuve sur Lot | 2009 | 10.4 | 8.7 | 10.3 | 9.7 | 39.1 |
| 66 | NICOULAUD JULIE | Villeneuve sur Lot | 2008 | 8.7 | 10.5 | 10.4 | 9.2 | 38.8 |
| 67 | KACZOWKA ELÉA | St Avertin | 2008 | 9.4 | 9.4 | 9.3 | 10.6 | 38.7 |
| 68 | DENHEZ SUZANNE | Yerres | 2008 | 10.0 | 9.6 | 9.0 | 10.0 | 38.6 |
| 69 | RATHOUIN MAIWENN | St Avertin | 2009 | 9.9 | 9.9 | 8.9 | 9.1 | 37.8 |
| 70 | BOITHIAS LENA | Thiers | 2006 | 9.1 | 8.0 | 10.5 | 10.1 | 37.7 |
| | GUERIN LUCIE | Thiers | 2007 | 9.1 | 9.5 | 9.4 | 9.7 | 37.7 |
| 72 | FOURNIER APOLLINE | Haubourdin | 2008 | 8.8 | 10.2 | 9.6 | 8.9 | 37.5 |
| 73 | OUEDRAOGO NILA | Maure de bretagne | 2007 | 9.9 | 9.3 | 8.2 | 9.9 | 37.3 |
| 74 | BLANC MANON | Thiers | 2009 | 9.8 | 9.6 | 7.9 | 9.8 | 37.1 |
| 75 | HAGHIGHAT JULIE | Castelnau le lez | 2010 | 10.0 | 7.3 | 10.2 | 9.4 | 36.9 |
| 76 | COCHEREAU MAUREEN | Maure de bretagne | 2008 | 9.7 | 9.1 | 8.9 | 8.8 | 36.5 |
| 77 | GALAIS TESSY | Villette d Anthon | 2008 | 8.7 | 8.5 | 6.5 | 7.8 | 31.5 |
| 78 | MALEVET ESTHER | Castelnau le lez | 2010 | 0.0 | 10.3 | 10.4 | 9.6 | 30.3 |
| 79 | MARTIN NOELINE | Crolles | 2007 | 0.0 | 11.5 | 10.6 | 0.0 | 22.1 |

| | | | | | | | | |
|----|--------------|--------|------|-----|-----|------|-----|------|
| 80 | MOREL COLINE | Thiers | 2007 | 0.0 | 0.0 | 10.1 | 0.0 | 10.1 |
|----|--------------|--------|------|-----|-----|------|-----|------|

3. FEMININ NIVEAU6 11-15 ans . SA_DA (individuels)

3.1. Résultats par équipes

| | Equipe | Club |  |  |  |  | Total |
|----|------------------------|---------------------------------------|--|---|---|---|-------|
| 1 | Loriol | 26--Groupe omnisports loriolais (gol) | 44.1 | 46.5 | 44.9 | 45.1 | 180.6 |
| 2 | Crolles 1 | 38--Gym et rythme crolles | 44.0 | 45.6 | 44.1 | 45.0 | 178.7 |
| 3 | LUC gym | 59--Luc gym | 44.1 | 45.8 | 43.0 | 45.4 | 178.3 |
| 4 | Cuisery | 69--ESPACE GYM CUISERY | 42.7 | 46.3 | 43.4 | 44.1 | 176.5 |
| 5 | Montereau | 77--Cs montereau | 44.3 | 46.4 | 41.1 | 44.1 | 175.9 |
| 6 | Hazebrouck Gym Flandre | 59--GYM'FLANDRE-HAZEBROUCK | 41.1 | 45.3 | 44.2 | 43.1 | 173.7 |
| 7 | Wattrelos | 59--La patriote de wattrelos | 40.8 | 45.7 | 42.3 | 43.8 | 172.6 |
| 8 | Muret 3 | 31--Le Ralliement | 43.6 | 44.7 | 41.6 | 42.2 | 172.1 |
| 9 | Vigneux sur seine | 91--Espérance de Vigneux | 40.1 | 46.0 | 41.9 | 43.8 | 171.8 |
| 10 | Castelnau le lez 2 | 34--GSL34.com - Castelnau le Lez | 39.7 | 45.7 | 41.9 | 43.6 | 170.9 |
| 11 | Les Clayes 1 | 78--Les Clayes de la Gym | 42.1 | 44.5 | 42.3 | 41.8 | 170.7 |
| 12 | Castelnau le lez 1 | 34--GSL34.com - Castelnau le Lez | 42.0 | 44.7 | 39.3 | 44.5 | 170.5 |
| 13 | Heyrieux | 38--J.A.Heyrieux Gymnastique Sportive | 39.4 | 45.4 | 40.7 | 44.2 | 169.7 |
| 14 | St Avertin | 37--St-avertin sports | 40.8 | 42.0 | 41.5 | 43.0 | 167.3 |
| 15 | Esvres | 37--Gymnastique Sportive Esvres | 41.3 | 42.3 | 41.8 | 41.6 | 167.0 |
| 16 | Maringues | 63--Pro patria maringues | 38.4 | 37.5 | 41.7 | 40.8 | 158.4 |

3.2. Résultats individuels

| | Gymnaste | Equipe | Annee |  |  |  |  | Total |
|----|-----------------------|------------------------|-------|--|---|---|---|-------|
| 1 | SAVARY ZOE | LUC gym | 2010 | 11.2 | 11.7 | 11.2 | 11.6 | 45.7 |
| | WALLOIS MELINA | Loriol | 2010 | 11.2 | 11.7 | 11.5 | 11.3 | 45.7 |
| 3 | DAVO ROMANE | Loriol | 2009 | 10.9 | 11.8 | 11.4 | 11.4 | 45.5 |
| 4 | GOMES OLIVEIRA MARINA | Montereau | 2009 | 11.4 | 11.6 | 10.5 | 11.5 | 45.0 |
| | RIVAIL ELYA | Crolles 1 | 2010 | 11.0 | 11.3 | 11.5 | 11.2 | 45.0 |
| | PLANTIN CLARA | Cuisery | 2009 | 11.2 | 11.6 | 11.3 | 10.9 | 45.0 |
| 7 | BRANCAZ LAURINE | Crolles 1 | 2010 | 10.8 | 11.4 | 11.1 | 11.4 | 44.7 |
| 8 | DUSSERRE NINON | Cuisery | 2009 | 10.9 | 12.0 | 10.7 | 11.0 | 44.6 |
| 9 | REDWITZ LUIZA | Castelnau le lez 1 | 2010 | 11.0 | 11.4 | 10.6 | 11.5 | 44.5 |
| 10 | MOMERENCY ANNA | Hazebrouck Gym Flandre | 2007 | 9.6 | 11.7 | 11.5 | 11.5 | 44.3 |
| 11 | FINOT LEA | Cuisery | 2007 | 10.9 | 11.6 | 10.4 | 11.3 | 44.2 |
| 12 | ESCANDE CALICE | LUC gym | 2010 | 10.9 | 11.5 | 10.9 | 10.8 | 44.1 |
| 13 | LANDSHEERE RACHEL | LUC gym | 2008 | 10.9 | 11.6 | 10.1 | 11.3 | 43.9 |
| | DERDERIAN LILY | Loriol | 2010 | 10.9 | 11.4 | 10.9 | 10.7 | 43.9 |
| | HELPER LILOU | Loriol | 2009 | 11.1 | 11.6 | 10.1 | 11.1 | 43.9 |
| | FALCON TINA | Crolles 1 | 2010 | 11.2 | 11.5 | 10.0 | 11.2 | 43.9 |
| 17 | MINOGGIO LUDMILLA | Montereau | 2010 | 11.0 | 11.8 | 10.0 | 10.8 | 43.6 |
| 18 | BLUM JUDITH | Castelnau le lez 2 | 2009 | 9.9 | 11.8 | 10.8 | 11.0 | 43.5 |

| | | | | | | | | |
|----|-----------------------|---------------------------|------|------|------|------|------|------|
| 19 | MOREL LOUISE | Hazebrouck Gym Flandre | 2008 | 10.1 | 11.2 | 11.0 | 11.1 | 43.4 |
| 20 | GOMES INNOCENTI LENA | Montereau | 2010 | 10.9 | 10.8 | 10.8 | 10.8 | 43.3 |
| | SARRAZIN MADDIE | Montereau | 2009 | 10.9 | 11.6 | 9.8 | 11.0 | 43.3 |
| | GUIGNON LOANE | Loriol | 2009 | 10.9 | 11.0 | 10.1 | 11.3 | 43.3 |
| | ROMAN JUPPET GARANCE | Crolles 1 | 2010 | 10.1 | 11.4 | 10.9 | 10.9 | 43.3 |
| 24 | NOWIK ANNAH | Wattrelos | 2009 | 10.7 | 11.6 | 9.8 | 11.1 | 43.2 |
| 25 | BERNARD CAMILLE | Crolles 1 | 2009 | 10.8 | 11.3 | 9.8 | 11.2 | 43.1 |
| 26 | WARGNIER DUNE | LUC gym | 2010 | 10.9 | 10.9 | 10.8 | 10.4 | 43.0 |
| 27 | TAGHI EVA | Muret 3 | 2010 | 11.2 | 10.9 | 10.4 | 10.4 | 42.9 |
| 28 | TACNET LEA | Vigneux sur seine | 2008 | 10.5 | 11.4 | 9.5 | 11.4 | 42.8 |
| | LAVABRE AXELLE | Muret 3 | 2009 | 10.6 | 11.3 | 10.4 | 10.5 | 42.8 |
| 30 | SPETERS JUDITH | LUC gym | 2010 | 11.1 | 11.0 | 10.0 | 10.6 | 42.7 |
| 31 | OUAICHE IRENEE | Hazebrouck Gym Flandre | 2010 | 11.0 | 11.3 | 10.6 | 9.7 | 42.6 |
| 32 | SANZ CHLOE | Les Clayes 1 | 2010 | 10.5 | 11.1 | 10.4 | 10.5 | 42.5 |
| | NACKAERT AUREORE | Muret 3 | 2010 | 10.7 | 11.4 | 10.2 | 10.2 | 42.5 |
| | MARTIN MAE LOU | Crolles 1 | 2010 | 11.0 | 10.3 | 10.6 | 10.6 | 42.5 |
| 35 | BANCE EMILIE | Vigneux sur seine | 2009 | 10.3 | 10.4 | 11.0 | 10.7 | 42.4 |
| | GITTON LOUANE | Muret 3 | 2009 | 10.8 | 11.0 | 9.7 | 10.9 | 42.4 |
| | SALAGER JULIETTE | Castelnau le lez 1 | 2010 | 10.0 | 11.0 | 10.4 | 11.0 | 42.4 |
| | LASSAIGNE LYSA | Heyrieux | 2007 | 9.9 | 11.3 | 10.4 | 10.8 | 42.4 |
| | ROUSTAN SAEZ ELLY | Heyrieux | 2006 | 9.7 | 11.2 | 10.3 | 11.2 | 42.4 |
| | GADY CONSTANCE | Cuisery | 2007 | 9.5 | 11.1 | 10.9 | 10.9 | 42.4 |
| 41 | BREDUILLIEARD MAELLE | Loriol | 2009 | 10.4 | 11.1 | 11.1 | 9.7 | 42.3 |
| 42 | REMOND CLARA | Vigneux sur seine | 2008 | 9.4 | 11.4 | 10.5 | 10.9 | 42.2 |
| | BROYON CARBALLO ELISA | Muret 3 | 2009 | 10.2 | 11.0 | 10.6 | 10.4 | 42.2 |
| | DUBOIS MANON | Castelnau le lez 2 | 2009 | 10.5 | 11.5 | 9.4 | 10.8 | 42.2 |
| 45 | FRECHON LEANA | Les Clayes 1 | 2010 | 10.5 | 10.5 | 10.6 | 10.5 | 42.1 |
| | FLAMIN AUREORE | St Avertin | 2010 | 9.8 | 10.4 | 10.9 | 11.0 | 42.1 |
| | RUDEWIEZ LENA | Heyrieux | 2007 | 9.9 | 11.5 | 9.9 | 10.8 | 42.1 |
| 48 | AVELEZ CERISE | Esvres | 2010 | 10.2 | 10.6 | 10.4 | 10.8 | 42.0 |
| 49 | WANIN NADEGE | Wattrelos | 2007 | 10.1 | 11.2 | 10.1 | 10.5 | 41.9 |
| 50 | LHOMOND ATHÉNAÏS | St Avertin | 2009 | 10.7 | 10.0 | 10.7 | 10.4 | 41.8 |
| | WALRYCK SATINE | Hazebrouck Gym Flandre | 2007 | 10.4 | 9.7 | 10.9 | 10.8 | 41.8 |
| 52 | DEPRIESTRE LALY | Wattrelos | 2007 | 9.7 | 11.1 | 10.7 | 10.2 | 41.7 |
| | DUBOIS ADELE | Castelnau le lez 2 | 2009 | 8.8 | 11.3 | 10.7 | 10.9 | 41.7 |
| | LOLIVIER EVA | Esvres | 2010 | 10.6 | 9.9 | 10.8 | 10.4 | 41.7 |
| | ROUSSILLOUX LISA | Heyrieux | 2008 | 9.9 | 11.2 | 9.5 | 11.1 | 41.7 |
| 56 | LEFEVRE ROMANE | Les Clayes 1 | 2010 | 9.6 | 10.9 | 10.7 | 10.3 | 41.5 |
| | GINESTIERE LEANE | Vigneux sur seine | 2006 | 9.1 | 11.9 | 10.4 | 10.1 | 41.5 |
| 58 | LAPOSI FLORINE | Les Clayes 1 | 2010 | 10.6 | 11.4 | 9.8 | 9.6 | 41.4 |
| | MAUSSION ANAELLE | Les Clayes 1 | 2010 | 10.5 | 11.1 | 10.6 | 9.2 | 41.4 |
| | PETITJEAN FANTINE | Cuisery | 2006 | 9.7 | 11.1 | 10.5 | 10.1 | 41.4 |
| 61 | LEBOUCQ LENA | Montereau | 2010 | 10.1 | 11.4 | 9.3 | 10.5 | 41.3 |
| | JEAN BAPTISTE TAFARA | Castelnau le lez 2 | 2009 | 10.4 | 9.6 | 10.6 | 10.7 | 41.3 |
| | SEUROT MELISSA | Heyrieux | 2008 | 8.7 | 11.4 | 10.1 | 11.1 | 41.3 |
| | NOUVEL CALIXTE | Cuisery | 2009 | 9.6 | 10.7 | 10.5 | 10.5 | 41.3 |
| 65 | NADAL MAYA | Castelnau le lez 1 | 2010 | 9.7 | 11.7 | 8.7 | 11.1 | 41.2 |
| | GUILLOT DELPHINE | St Avertin | 2008 | 9.9 | 10.5 | 10.3 | 10.5 | 41.2 |
| | BRUNET JULIE | Maringues | 2009 | 9.4 | 11.2 | 10.6 | 10.0 | 41.2 |
| 68 | VASSEUR JULIETTE | Esvres | 2009 | 10.0 | 11.4 | 10.0 | 9.6 | 41.0 |
| 69 | BRUNEAU LINDSAY | Esvres | 2008 | 10.1 | 10.4 | 10.6 | 9.8 | 40.9 |
| 70 | ESTEVEES CLARA | Vigneux sur seine | 2008 | 9.9 | 11.0 | 9.1 | 10.8 | 40.8 |
| | TUDELA MAÉ | Castelnau le lez 1 | 2009 | 10.2 | 10.5 | 9.2 | 10.9 | 40.8 |
| 72 | ROMAIN ANAÏS | Castelnau le lez 2 | 2008 | 8.8 | 11.1 | 9.8 | 10.9 | 40.6 |





| | | | | | | | | |
|----|--------------------|---------------------------|------|------|------|------|------|------|
| | VERHEYDE FAUSTINE | Hazebrouck Gym Flandre | 2008 | 9.1 | 11.1 | 10.8 | 9.6 | 40.6 |
| 74 | HOREM MAEVA | LUC gym | 2010 | 10.8 | 8.7 | 9.3 | 11.7 | 40.5 |
| | BOUTHIR ROUMAÏSSA | Castelnau le lez 1 | 2009 | 10.3 | 10.6 | 9.1 | 10.5 | 40.5 |
| 76 | STROZIK NEILA | Les Clayes 1 | 2009 | 10.4 | 10.0 | 9.5 | 10.5 | 40.4 |
| 77 | LIGOT DUFOUR ALICE | Castelnau le lez 1 | 2009 | 10.5 | 10.3 | 8.9 | 10.6 | 40.3 |
| 78 | CAMBUZAT MARIE | Vigneux sur seine | 2008 | 8.7 | 11.3 | 10.0 | 10.1 | 40.1 |
| 79 | LOPES LEA | Maringues | 2006 | 9.3 | 9.4 | 10.4 | 10.5 | 39.6 |
| | PALLOT AMBRE | Maringues | 2009 | 9.5 | 9.6 | 10.4 | 10.1 | 39.6 |
| 81 | DEVAUD BLANCHE | Esvres | 2007 | 9.8 | 9.6 | 9.4 | 10.6 | 39.4 |
| | DOS SANTOS LUISA | St Avertin | 2010 | 9.6 | 11.1 | 7.9 | 10.8 | 39.4 |
| 83 | MICHIEL CHLOE | Wattrelos | 2007 | 10.3 | 10.6 | 7.7 | 10.7 | 39.3 |
| | PAQUIOT ADELE | Muret 3 | 2009 | 10.9 | 10.5 | 8.0 | 9.9 | 39.3 |
| 85 | LAURENT FANNY | Castelnau le lez 2 | 2007 | 8.9 | 10.7 | 8.8 | 10.8 | 39.2 |
| 86 | PINSON RACHEL | Montereau | 2010 | 11.0 | 9.4 | 8.1 | 10.6 | 39.1 |
| 87 | STOCK CLARA | Hazebrouck Gym Flandre | 2008 | 9.3 | 10.3 | 10.2 | 9.0 | 38.8 |
| 88 | SOARES LAURA | St Avertin | 2007 | 10.4 | 7.7 | 9.6 | 10.7 | 38.4 |
| 89 | GRANGHON EMMA | Esvres | 2009 | 10.4 | 9.3 | 7.7 | 9.6 | 37.0 |
| 90 | FRATY LILOU | Maringues | 2007 | 9.6 | 7.3 | 8.8 | 10.2 | 35.9 |
| 91 | ROUSSEL LILIE | Maringues | 2009 | 9.9 | 5.6 | 10.3 | 10.0 | 35.8 |
| 92 | CHASSIN ANAÏS | Wattrelos | 2007 | 0.0 | 11.8 | 11.7 | 11.5 | 35.0 |
| 93 | ROUSSEL ELEA | Maringues | 2007 | 8.3 | 5.2 | 7.4 | 8.9 | 29.8 |
| 94 | GUIDET NOANE | St Avertin | 2006 | 0.0 | 0.0 | 0.0 | 0.0 | 0.0 |
| | LAZARTIGUES LUCIE | Heyrieux | 2007 | 0.0 | 0.0 | 0.0 | 0.0 | 0.0 |

4. FEMININ NIVEAU5 11-15 ans . SA_DA (B) (individuels)

4.1. Résultats par équipes

| | Equipe | Club |  |  |  |  | Total |
|----|-----------------|---------------------------|--|---|---|---|-------|
| 1 | Brindas | 69--A.s.brindas | 44.6 | 47.8 | 45.3 | 44.5 | 182.2 |
| 2 | Les Clayes | 78--Les Clayes de la Gym | 42.8 | 45.2 | 45.0 | 44.4 | 177.4 |
| 3 | Francheville | 69--Gym dans' | 44.4 | 44.8 | 41.6 | 45.8 | 176.6 |
| 4 | St Estève | 66--Gym club st esteve | 41.0 | 44.9 | 45.5 | 44.4 | 175.8 |
| 5 | Faches | 59--Faches thumesnil | 43.8 | 45.4 | 41.9 | 44.6 | 175.7 |
| 6 | Pont du chateau | 63--La jeune gaule | 43.3 | 41.8 | 45.9 | 44.5 | 175.5 |
| 7 | Albens | 73--Union gymnique albens | 43.3 | 41.9 | 44.1 | 43.8 | 173.1 |
| 8 | Chilly Morangis | 91--Cgmc | 42.1 | 41.6 | 43.8 | 45.3 | 172.8 |
| 9 | Cabestany | 66--COC Gymnastique | 42.4 | 40.8 | 44.8 | 42.2 | 170.2 |
| 10 | Chatou | 78--Chatou DynaGym | 43.3 | 39.5 | 42.5 | 42.9 | 168.2 |





4.2. Résultats individuels

| | Gymnaste | Equipe | Annee |  |  |  |  | Total |
|----|----------------------------|-----------------|-------|--|---|---|---|-------|
| 1 | YOL PIQUET MANON | Pont du chateau | 2009 | 11.6 | 11.7 | 11.7 | 11.7 | 46.7 |
| 2 | COLOMBIN GAIA | Brindas | 2007 | 11.3 | 12.4 | 11.1 | 11.3 | 46.1 |
| 3 | DUBOIS ELISA | Brindas | 2007 | 11.1 | 12.1 | 11.3 | 11.5 | 46.0 |
| 4 | DELANCHY CELYA | Faches | 2009 | 11.2 | 11.9 | 11.4 | 11.4 | 45.9 |
| 5 | FERRIER OERYTHIA | Francheville | 2009 | 11.2 | 12.2 | 10.8 | 11.5 | 45.7 |
| | KRICHNER LENA | Brindas | 2007 | 11.3 | 12.0 | 11.4 | 11.0 | 45.7 |
| 7 | BOUAZZA ANEFEL | St Estève | 2008 | 10.8 | 11.8 | 11.5 | 10.9 | 45.0 |
| 8 | WILLAY LOU | Les Clayes | 2008 | 10.5 | 11.8 | 11.5 | 11.1 | 44.9 |
| 9 | SOUCHE LYDWINE | Francheville | 2009 | 11.3 | 11.2 | 10.5 | 11.7 | 44.7 |
| 10 | AUGUSTYNEN DUBUS GABRIELLE | Faches | 2009 | 10.9 | 12.2 | 10.2 | 11.1 | 44.4 |
| | BLACHERE MANON | Albens | 2009 | 11.0 | 10.4 | 12.0 | 11.0 | 44.4 |
| 12 | CASO SIMEON LEA | Les Clayes | 2010 | 10.7 | 11.2 | 11.2 | 11.2 | 44.3 |
| | BOURADA LISA | Chilly Morangis | 2008 | 10.5 | 10.3 | 11.9 | 11.6 | 44.3 |
| 14 | PAULOS MELINA | Chilly Morangis | 2009 | 10.5 | 11.0 | 11.1 | 11.5 | 44.1 |
| 15 | MARTINEZ NINON | Brindas | 2007 | 10.9 | 10.7 | 11.5 | 10.7 | 43.8 |
| 16 | PELLEGRINI LOUANE | Les Clayes | 2008 | 10.3 | 11.0 | 11.4 | 11.0 | 43.7 |
| 17 | KEHRES ROMANE | St Estève | 2007 | 9.7 | 11.8 | 10.9 | 11.1 | 43.5 |
| 18 | FOURNEL LOUISE | Pont du chateau | 2010 | 11.1 | 9.3 | 11.7 | 11.2 | 43.3 |
| | CAZENOVE JADE | St Estève | 2006 | 9.8 | 10.7 | 11.3 | 11.5 | 43.3 |
| 20 | DECOSTER RACHEL | Faches | 2009 | 10.9 | 11.1 | 10.4 | 10.8 | 43.2 |
| | BICAND KIARA | Albens | 2010 | 10.6 | 10.7 | 11.1 | 10.8 | 43.2 |
| 22 | BARTOL AXELLE | Chilly Morangis | 2006 | 10.8 | 10.7 | 10.6 | 10.9 | 43.0 |
| 23 | SHAM PRADERIO LISA | Les Clayes | 2009 | 10.7 | 11.2 | 10.9 | 10.1 | 42.9 |
| | BOURGOUIN EVA | Albens | 2008 | 10.7 | 10.7 | 10.8 | 10.7 | 42.9 |
| 25 | ROCHET-RIZZON LOUNA | Albens | 2010 | 11.0 | 10.1 | 10.2 | 11.3 | 42.6 |
| 26 | PERRARD PAULINE | Francheville | 2009 | 11.1 | 10.4 | 9.5 | 11.5 | 42.5 |
| | FERREIRINHO LISA | Pont du chateau | 2008 | 10.3 | 10.6 | 11.3 | 10.3 | 42.5 |
| 28 | AFFILÈ ANAËLLE | Chatou | 2007 | 10.3 | 10.6 | 11.2 | 10.3 | 42.4 |
| 29 | MONTELS VICTORINE | Cabestany | 2007 | 9.6 | 10.4 | 11.8 | 10.4 | 42.2 |
| 30 | IHADDADENE CLEMENTINE | Les Clayes | 2008 | 10.7 | 10.6 | 9.6 | 11.1 | 42.0 |
| | SERRETTE EMMA | Francheville | 2010 | 10.8 | 10.0 | 10.8 | 10.4 | 42.0 |





| | | | | | | | | |
|----|-------------------------|-----------------|------|------|------|------|------|------|
| | LEGRAND LOLA | Faches | 2009 | 10.8 | 10.2 | 9.9 | 11.1 | 42.0 |
| 33 | MARGUERIE JADE | Pont du chateau | 2009 | 10.3 | 10.2 | 10.6 | 10.8 | 41.9 |
| | MIRGON ELEA | St Estève | 2009 | 9.5 | 10.6 | 11.5 | 10.3 | 41.9 |
| 35 | BAUWENS ALEXANDRA | Faches | 2009 | 10.8 | 10.2 | 9.8 | 10.8 | 41.6 |
| 36 | DIARRA TESSA | Les Clayes | 2009 | 10.7 | 10.9 | 9.1 | 10.8 | 41.5 |
| 37 | POTY SALOME | Faches | 2008 | 10.4 | 9.9 | 9.8 | 11.0 | 41.1 |
| | RUBIO ELEA | St Estève | 2009 | 10.1 | 9.8 | 10.5 | 10.7 | 41.1 |
| 39 | VESSILLIER THAIS | Francheville | 2008 | 10.2 | 10.2 | 9.5 | 11.1 | 41.0 |
| | TREDOULAT LANA | Chatou | 2007 | 10.3 | 9.6 | 10.7 | 10.4 | 41.0 |
| 41 | PAILLISSE LALY | Cabestany | 2008 | 10.4 | 8.8 | 10.9 | 10.8 | 40.9 |
| 42 | DUPIED-FLORET MARGAUX | Chatou | 2007 | 11.2 | 8.0 | 10.8 | 10.7 | 40.7 |
| 43 | RAPPELIN JULIETTE | Cabestany | 2009 | 10.7 | 8.5 | 11.0 | 10.4 | 40.6 |
| 44 | KEBIR KHADIJA | Pont du chateau | 2010 | 9.7 | 8.8 | 11.2 | 10.8 | 40.5 |
| | GYARMATHY RACHEL | Chatou | 2007 | 11.0 | 9.5 | 9.2 | 10.8 | 40.5 |
| 46 | FRESHWATER ELLA | Cabestany | 2009 | 10.7 | 8.8 | 10.6 | 10.2 | 40.3 |
| 47 | DERVAUX CAMILLE | Chatou | 2009 | 10.8 | 9.8 | 9.1 | 10.1 | 39.8 |
| 48 | URBAIN JOLENE | Chatou | 2007 | 10.1 | 8.5 | 9.8 | 11.0 | 39.4 |
| 49 | DELBARRE ELÉONORE | Francheville | 2010 | 10.4 | 11.0 | 7.6 | 10.2 | 39.2 |
| | CHATELET MAIA | Albens | 2008 | 10.3 | 10.0 | 9.9 | 9.0 | 39.2 |
| 51 | FOUQUENET MARGOT | Cabestany | 2009 | 10.6 | 11.3 | 6.4 | 10.6 | 38.9 |
| 52 | OLIVEIRA EMMA | Chilly Morangis | 2007 | 10.0 | 9.6 | 10.2 | 9.0 | 38.8 |
| 53 | VIALLE LOU ANNE | Chilly Morangis | 2006 | 10.3 | 8.6 | 8.4 | 11.3 | 38.6 |
| 54 | BOUCHEZ LILOU | Albens | 2008 | 10.2 | 9.1 | 9.5 | 9.4 | 38.2 |
| 55 | BLANC ALICE | Pont du chateau | 2009 | 10.1 | 8.6 | 9.8 | 9.4 | 37.9 |
| 56 | GOMES CERQUEIRA JOLIANA | Chilly Morangis | 2007 | 9.3 | 7.0 | 8.8 | 10.6 | 35.7 |
| 57 | GAU ANAIS | St Estève | 2007 | 10.3 | 2.8 | 11.2 | 10.9 | 35.2 |
| 58 | HERNANDEZ CELIA | Cabestany | 2007 | 9.9 | 10.3 | 11.1 | 0.0 | 31.3 |
| 59 | JESUS JADE | Brindas | 2006 | 10.4 | 0.0 | 9.3 | 9.4 | 29.1 |
| 60 | NOUVEAU MAE | Brindas | 2007 | 0.0 | 11.3 | 10.8 | 0.0 | 22.1 |

5. FEMININ NIVEAU6 11 + . SA_DA (individuels)

5.1. Résultats par équipes

| | Equipe | Club |  |  |  |  | Total |
|----|---------------------|--------------------------------|--|---|---|---|-------|
| 1 | Calais | 62--Etoile de Calais | 43.6 | 45.2 | 44.5 | 45.6 | 178.9 |
| 2 | Chaponnay | 69--Chaponnay gym | 41.4 | 44.8 | 44.7 | 42.8 | 173.7 |
| 3 | Montigny en gohelle | 62--Montigny Gym Club | 41.9 | 43.4 | 41.9 | 44.9 | 172.1 |
| 4 | Gerland Mouche | 69--A. L. gerland mouche | 40.9 | 43.8 | 41.9 | 43.5 | 170.1 |
| 5 | Villeurbanne ASL | 69--A.S.L.Gratte-Ciel | 41.1 | 42.4 | 43.2 | 43.3 | 170.0 |
| 6 | Pignan | 34--Ass club gym choc | 39.7 | 41.1 | 43.1 | 44.6 | 168.5 |
| | Aiguillon | 47--Sporting club Aiguillon | 39.5 | 43.7 | 42.7 | 42.6 | 168.5 |
| 8 | Osny | 95--Espoirs gymniques d'osny | 41.5 | 41.0 | 41.6 | 42.4 | 166.5 |
| 9 | Montelimar | 26--Montelimar | 38.8 | 44.0 | 40.8 | 42.2 | 165.8 |
| 10 | Morsang sur orge | 91--Morsang sur Orge | 39.3 | 40.3 | 41.6 | 42.7 | 163.9 |
| 11 | Cournon | 63--Cournon d'Auvergne Gym | 40.9 | 40.2 | 39.5 | 40.6 | 161.2 |
| 12 | Monts | 37--GSM | 39.5 | 40.0 | 39.5 | 40.2 | 159.2 |
| 13 | Gruissan | 11--Gruissan | 38.3 | 39.7 | 37.6 | 41.1 | 156.7 |
| 14 | Nantes | 44--Les Ailes Bleues de Nantes | 38.5 | 33.9 | 39.6 | 40.9 | 152.9 |

5.2. Résultats individuels



| | Gymnaste | Equipe | Annee |  |  |  |  | Total |
|----|--------------------|---------------------|-------|--|---|---|---|-------|
| 1 | CYS LENA | Calais | 2007 | 11.2 | 11.7 | 11.0 | 11.6 | 45.5 |
| 2 | BETTINGER JEANNE | Chaponnay | 2002 | 11.0 | 11.8 | 11.1 | 11.0 | 44.9 |
| 3 | PELLERIN MARIE | Calais | 2005 | 10.2 | 11.8 | 11.4 | 11.2 | 44.6 |
| 4 | MATHON CONSTANCE | Calais | 2007 | 11.1 | 10.7 | 11.3 | 11.2 | 44.3 |
| 5 | PRESSE LUCIE | Montigny en gohelle | 2007 | 10.4 | 11.4 | 11.0 | 11.3 | 44.1 |
| 6 | GIRAULT LAURA | Monts | 2001 | 10.3 | 11.8 | 10.4 | 11.2 | 43.7 |
| 7 | LAGAVARDAN ROMANE | Aiguillon | 2006 | 10.8 | 11.1 | 10.6 | 11.0 | 43.5 |
| 8 | MILIANI LILIA | Gerland Mouche | 2008 | 10.1 | 11.3 | 10.7 | 11.3 | 43.4 |
| 9 | DAMIENS JULIE | Calais | 1990 | 10.9 | 10.5 | 10.8 | 11.1 | 43.3 |
| 10 | GAY VALENTINE | Calais | 2001 | 10.4 | 11.0 | 10.5 | 11.2 | 43.1 |
| | GUINET LEA | Villeurbanne ASL | 2009 | 9.9 | 10.8 | 11.2 | 11.2 | 43.1 |
| | VELHO AGATHE | Villeurbanne ASL | 2004 | 10.5 | 10.6 | 11.4 | 10.6 | 43.1 |
| | AYEL SYDONIE | Chaponnay | 2006 | 10.0 | 11.3 | 11.3 | 10.5 | 43.1 |
| 14 | FREBAULT LAETITIA | Cournon | 1994 | 10.4 | 10.7 | 10.9 | 11.0 | 43.0 |
| | LACOUR ORLANE | Montigny en gohelle | 1998 | 10.5 | 10.5 | 10.8 | 11.2 | 43.0 |
| 16 | LUSZACK MANON | Osny | 2006 | 10.5 | 11.7 | 11.2 | 9.4 | 42.8 |
| | GUILLAUME CAMILLE | Montelimar | 2003 | 10.4 | 11.6 | 10.3 | 10.5 | 42.8 |
| 18 | RUSLI ANDREA | Chaponnay | 1990 | 10.0 | 10.6 | 11.1 | 11.0 | 42.7 |
| 19 | POLVECHE MATHILDE | Montigny en gohelle | 2003 | 10.3 | 11.2 | 10.0 | 11.1 | 42.6 |
| 20 | CHAPITEAU AMELIA | Gerland Mouche | 2010 | 10.8 | 11.0 | 10.0 | 10.7 | 42.5 |
| 21 | SEMPESKI COLINE | Morsang sur orge | 2006 | 9.8 | 11.2 | 10.7 | 10.7 | 42.4 |
| 22 | BARRAU OLIVIA | Pignan | 2006 | 10.4 | 10.1 | 10.7 | 11.1 | 42.3 |
| | BUZZACHERA ZOE | Chaponnay | 2004 | 10.4 | 11.1 | 10.9 | 9.9 | 42.3 |
| 24 | VERMOREL CAMILLE | Chaponnay | 1999 | 10.0 | 10.6 | 11.2 | 10.3 | 42.1 |
| | CHANCEL LAURIE | Gruissan | 2004 | 10.5 | 11.0 | 9.7 | 10.9 | 42.1 |
| 26 | TOUSSAINT LOU ANNE | Pignan | 2008 | 9.6 | 10.9 | 10.6 | 10.9 | 42.0 |

| | | | | | | | | |
|----|-----------------------------|---------------------|------|------|------|------|------|------|
| | GIRAUDON LEA | Aiguillon | 2005 | 9.4 | 10.9 | 11.0 | 10.7 | 42.0 |
| 28 | DESPEISSES VIOLETTE | Gerland Mouche | 2008 | 10.0 | 10.8 | 10.8 | 10.3 | 41.9 |
| | VASSEUR CLARA | Montigny en gohelle | 2009 | 10.7 | 10.3 | 9.6 | 11.3 | 41.9 |
| 30 | FRITSH LANA | Pignan | 2009 | 8.7 | 10.3 | 11.3 | 11.2 | 41.5 |
| | JEANTET CANDICE | Monts | 2000 | 9.9 | 10.6 | 10.8 | 10.2 | 41.5 |
| 32 | VALERO LOLA | Gerland Mouche | 2006 | 9.9 | 10.7 | 10.1 | 10.6 | 41.3 |
| 33 | ROQUES LICIA | Pignan | 2010 | 9.7 | 9.8 | 10.5 | 11.2 | 41.2 |
| | CHARLOT ANDREA | Montelimar | 2006 | 9.3 | 11.2 | 9.8 | 10.9 | 41.2 |
| 35 | DUQUENOY CLARISSE | Calais | 2006 | 9.8 | 9.6 | 10.1 | 11.6 | 41.1 |
| | MEYER CLARA | Villeurbanne ASL | 2001 | 10.2 | 10.5 | 9.8 | 10.6 | 41.1 |
| | ROCHE EVA | Montelimar | 2009 | 9.4 | 10.7 | 10.7 | 10.3 | 41.1 |
| | CHEVILLOT NOEMIE | Morsang sur orge | 2008 | 10.0 | 10.1 | 10.4 | 10.6 | 41.1 |
| 39 | CARRARA JUSTINE | Villeurbanne ASL | 2008 | 10.2 | 9.4 | 10.5 | 10.9 | 41.0 |
| 40 | VIGNOLLES SANDRA | Aiguillon | 1993 | 9.6 | 9.6 | 10.8 | 10.9 | 40.9 |
| 41 | JULIEN LAURINE | Gerland Mouche | 2002 | 10.0 | 9.6 | 10.3 | 10.9 | 40.8 |
| 42 | PERROT CLEMENCE | Osny | 2006 | 9.9 | 10.1 | 10.1 | 10.6 | 40.7 |
| | SODERHOLM GABRIELLA | Montelimar | 2009 | 9.7 | 10.5 | 10.0 | 10.5 | 40.7 |
| 44 | CARNEIRO INES | Morsang sur orge | 2005 | 9.5 | 10.1 | 9.9 | 11.0 | 40.5 |
| 45 | BETOURNE-VIRMONT NINON | Villeurbanne ASL | 2007 | 10.2 | 10.5 | 10.1 | 9.6 | 40.4 |
| 46 | DUJARDIN SARAH | Osny | 2005 | 10.6 | 9.4 | 9.7 | 10.6 | 40.3 |
| 47 | ZANONI LAURELAINE | Osny | 1999 | 10.4 | 8.3 | 10.6 | 10.9 | 40.2 |
| 48 | GARCIA CLARA | Gerland Mouche | 2009 | 9.8 | 10.6 | 9.3 | 10.4 | 40.1 |
| 49 | MOREIRA ERICA | Aiguillon | 2006 | 9.0 | 10.6 | 10.3 | 10.0 | 39.9 |
| 50 | BOISSIER LÉA JULIETTE | Cournon | 2002 | 9.6 | 10.1 | 9.3 | 10.6 | 39.6 |
| 51 | CHABBERT BOULHAN MANON | Osny | 2006 | 10.0 | 9.5 | 9.3 | 10.3 | 39.1 |
| 52 | BOULINGUEZ NAOMIE | Cournon | 2002 | 9.5 | 9.9 | 10.0 | 9.5 | 38.9 |
| | BLEAU MARINE | Aiguillon | 2004 | 9.2 | 11.1 | 9.1 | 9.5 | 38.9 |
| 54 | MANISCALCO EMILIE | Pignan | 2009 | 10.0 | 9.3 | 8.3 | 11.1 | 38.7 |
| 55 | TALLEC LE NOUY LILOU | Nantes | 2006 | 9.6 | 9.2 | 9.7 | 10.0 | 38.5 |
| 56 | FREBAULT LEA | Cournon | 1998 | 10.1 | 9.5 | 9.3 | 9.5 | 38.4 |
| | SIMON LILOU | Nantes | 2007 | 9.1 | 9.2 | 10.3 | 9.8 | 38.4 |
| 58 | MAGERAND LEA | Cournon | 2001 | 10.3 | 9.4 | 9.2 | 9.2 | 38.1 |
| | PATRIARCA JULIETTE | Villeurbanne ASL | 2003 | 9.6 | 9.9 | 8.5 | 10.1 | 38.1 |
| 60 | FRANCOIS NINA | Morsang sur orge | 2007 | 10.0 | 8.9 | 9.7 | 9.4 | 38.0 |
| 61 | VASSEUR LAURA | Montigny en gohelle | 2003 | 9.6 | 7.6 | 10.1 | 10.6 | 37.9 |
| | DECRESSAC LOLA | Monts | 2007 | 9.4 | 8.7 | 9.5 | 10.3 | 37.9 |
| 63 | SANTA CATALINA NAIG | Gruissan | 2005 | 8.9 | 9.9 | 9.1 | 9.8 | 37.7 |
| 64 | ZOGLI NORA | Cournon | 2005 | 10.1 | 9.2 | 8.9 | 9.2 | 37.4 |
| 65 | JOUALIN ELYNN | Osny | 2006 | 9.0 | 9.7 | 8.5 | 10.0 | 37.2 |
| 66 | LENDORMY-LERAY ANGELIQUE | Nantes | 1999 | 10.0 | 7.4 | 9.2 | 10.5 | 37.1 |
| | RAVELEAU CASSIDY | Nantes | 2009 | 9.3 | 7.2 | 10.4 | 10.2 | 37.1 |
| 68 | MERCIER SEVERINE | Morsang sur orge | 1998 | 8.5 | 7.4 | 10.6 | 10.4 | 36.9 |
| 69 | BELIARDE LOU-ANN | Nantes | 2007 | 9.6 | 8.1 | 8.9 | 10.2 | 36.8 |
| 70 | LESIRE MAELANN | Montigny en gohelle | 2006 | 9.8 | 6.5 | 9.5 | 10.9 | 36.7 |
| 71 | COLLAS LISA | Gruissan | 2006 | 9.0 | 9.9 | 8.7 | 9.0 | 36.6 |
| 72 | MEGHAR JUSTINE | Gruissan | 2005 | 9.2 | 8.9 | 7.9 | 10.4 | 36.4 |
| 73 | BENAMARA CHERINE | Aiguillon | 2006 | 9.7 | 7.0 | 8.9 | 10.0 | 35.6 |
| 74 | LAFORGIA ELSA | Gruissan | 2008 | 8.9 | 7.4 | 9.1 | 10.0 | 35.4 |
| 75 | AUGER CASSANDRE | Monts | 2007 | 9.9 | 7.8 | 8.8 | 8.5 | 35.0 |
| 76 | BOUGIE MALLAURY | Gruissan | 2002 | 9.6 | 4.7 | 9.7 | 9.3 | 33.3 |
| 77 | GARDANNE ANDREA | Montelimar | 2002 | 7.9 | 7.6 | 7.7 | 9.5 | 32.7 |
| 78 | TOMASSO ENZA | Chaponnay | 2006 | 0.0 | 8.7 | 10.2 | 9.6 | 28.5 |
| 79 | PETIT LILOU | Monts | 2008 | 8.8 | 8.9 | 0.0 | 0.0 | 17.7 |
| 80 | PRADELS JUSTINE | Pignan | 1995 | 0.0 | 0.0 | 0.0 | 0.0 | 0.0 |





| | | | | | | | | |
|--|-----------------|------------------|------|-----|-----|-----|-----|-----|
| | POINTEAU SWANN | Nantes | 2003 | 0.0 | 0.0 | 0.0 | 0.0 | 0.0 |
| | LEROUX HONORINE | Monts | 2009 | 0.0 | 0.0 | 0.0 | 0.0 | 0.0 |
| | CALDERON LILOU | Morsang sur orge | 2006 | 0.0 | 0.0 | 0.0 | 0.0 | 0.0 |

6. FEMININ NIVEAU6 11-15 ans . SA_DA (C) (individuels)

6.1. Résultats par équipes

| | Equipe | Club |  |  |  |  | Total |
|--------------------|-----------------------|---------------------------------------|--|---|---|---|-------|
| 1 | St Genis les Ollières | 69--Entente St genoise | 42.9 | 42.6 | 41.7 | 44.2 | 171.4 |
| 2 | Annet sur marne | 77--Annet sur marne | 42.5 | 41.5 | 42.5 | 44.0 | 170.5 |
| 3 | Mazamet | 81--L'hautpouloise | 41.6 | 41.3 | 43.0 | 44.1 | 170.0 |
| 4 | St just st rambert | 42--Fjep st-just st-rambert | 42.0 | 41.6 | 42.9 | 43.4 | 169.9 |
| 5 | Castres | 33--perce-neige Castres gironde 33 | 42.7 | 41.6 | 40.0 | 42.7 | 167.0 |
| 6 | Crolles 3 | 38--Gym et rythme crolles | 42.1 | 41.6 | 38.9 | 44.0 | 166.6 |
| 7 | Lempdes | 63--lempdesgym | 42.0 | 38.9 | 41.6 | 40.9 | 163.4 |
| 8 | Chappes LG | 63--Chappes Limagne Gym | 42.0 | 38.0 | 41.6 | 40.8 | 162.4 |
| 9 | Moissac | 82--Moissac-gym | 42.3 | 41.5 | 37.8 | 40.0 | 161.6 |
| Equipes déclassées | | | | | | | |
| | Equipe | Club |  |  |  |  | Total |
| 1 | Outreau | 62--Outreau | 42.2 | 41.1 | 34.7 | 43.9 | 161.9 |

6.2. Résultats individuels

| | Gymnaste | Equipe | Annee |  |  |  |  | Total |
|----|-----------------------|-----------------------|-------|--|---|---|---|-------|
| 1 | BRUN ANAE | St Genis les Ollières | 2009 | 11.1 | 11.3 | 10.6 | 11.4 | 44.4 |
| 2 | LARRIERE LISE | Castres | 2009 | 11.0 | 11.4 | 11.0 | 10.8 | 44.2 |
| 3 | GOLECKY ANTONIA | Mazamet | 2009 | 10.4 | 10.8 | 10.7 | 11.7 | 43.6 |
| 4 | JALABERT-ESCANDE EMMA | Mazamet | 2009 | 10.7 | 10.7 | 10.9 | 11.1 | 43.4 |
| 5 | BREUIL LISA | St just st rambert | 2007 | 10.6 | 10.7 | 11.1 | 10.9 | 43.3 |
| 6 | PLE CAPUCINE | Annet sur marne | 2008 | 10.8 | 10.3 | 10.9 | 10.7 | 42.7 |
| | LARISSE AIMIE | Mazamet | 2008 | 10.5 | 9.9 | 11.0 | 11.3 | 42.7 |
| 8 | BRIZARD ANAIS | St Genis les Ollières | 2009 | 10.6 | 10.0 | 10.4 | 11.6 | 42.6 |
| 9 | BENALI CYANE | Annet sur marne | 2010 | 10.3 | 10.8 | 9.8 | 11.5 | 42.4 |
| 10 | PRADIER GONNET YSALIS | St just st rambert | 2008 | 10.4 | 10.7 | 10.5 | 10.7 | 42.3 |
| 11 | LIM CLEMENTINE | Annet sur marne | 2010 | 10.8 | 10.6 | 9.7 | 11.1 | 42.2 |
| 12 | LENOIR LOUANNE | Castres | 2007 | 10.6 | 10.5 | 9.6 | 11.3 | 42.0 |
| 13 | CHAUVEAU APOLLINE | Annet sur marne | 2006 | 10.6 | 9.8 | 10.8 | 10.7 | 41.9 |
| | LESTRA LISA | Crolles 3 | 2008 | 10.6 | 10.8 | 9.7 | 10.8 | 41.9 |
| | FAURE LOULA | Lempdes | 2010 | 10.8 | 10.5 | 9.8 | 10.8 | 41.9 |
| | FOURNEL LOUISE | St Genis les Ollières | 2010 | 10.5 | 10.7 | 10.4 | 10.3 | 41.9 |
| 17 | DUPORT CHLOE | St just st rambert | 2007 | 10.5 | 9.9 | 10.8 | 10.6 | 41.8 |
| 18 | DENONFOUX MAÏA | St Genis les Ollières | 2008 | 10.7 | 10.6 | 9.5 | 10.9 | 41.7 |
| 19 | KEIGNART ALINE | Crolles 3 | 2007 | 10.8 | 10.5 | 9.1 | 11.1 | 41.5 |
| 20 | JAMMES CHARLINE | St just st rambert | 2008 | 10.3 | 9.5 | 10.5 | 11.1 | 41.4 |
| | GONCALVES LOLA | Lempdes | 2010 | 10.6 | 10.6 | 11.0 | 9.2 | 41.4 |
| 22 | VALETTE LOLA | Moissac | 2009 | 10.4 | 10.1 | 10.6 | 10.1 | 41.2 |
| 23 | ROMMEL MARGOT | Outreau | 2009 | 10.7 | 10.1 | 9.1 | 11.2 | 41.1 |
| 24 | SAUVE HELOISE | St just st rambert | 2006 | 10.5 | 10.3 | 9.5 | 10.7 | 41.0 |
| 25 | HENICHARD JULIE | Outreau | 2008 | 10.4 | 10.3 | 9.6 | 10.6 | 40.9 |
| 26 | COSTA SYLVIA | Chappes LG | 2006 | 10.6 | 9.7 | 9.3 | 11.1 | 40.7 |
| | CHARME LUCILE | Moissac | 2010 | 10.5 | 10.5 | 9.4 | 10.3 | 40.7 |

| | | | | | | | | |
|----|-------------------------|-----------------------|------|------|------|------|------|------|
| 28 | RIVES LUCILLE | Chappes LG | 2009 | 10.3 | 10.6 | 10.4 | 9.3 | 40.6 |
| 29 | LE COUARHER TIPHAINE | Annet sur marne | 2009 | 9.9 | 9.8 | 10.7 | 10.1 | 40.5 |
| 30 | NOBLE MAY-LYNN | Annet sur marne | 2010 | 9.9 | 9.7 | 10.1 | 10.5 | 40.2 |
| 31 | NICOLLE LEA | Mazamet | 2006 | 10.0 | 9.9 | 10.4 | 9.7 | 40.0 |
| 32 | FREVILLE SARAH | Crolles 3 | 2009 | 10.8 | 10.1 | 9.7 | 9.1 | 39.7 |
| 33 | KUENTZ LEONIE | Crolles 3 | 2007 | 9.9 | 8.5 | 10.4 | 10.8 | 39.6 |
| | TRICAULT MAELYS | St Genis les Ollières | 2009 | 10.3 | 9.4 | 10.3 | 9.6 | 39.6 |
| | SANSE SUZY | Outreau | 2006 | 10.3 | 10.5 | 7.8 | 11.0 | 39.6 |
| 36 | CHERVALIER ELISE | Chappes LG | 2009 | 10.3 | 9.0 | 10.0 | 10.2 | 39.5 |
| 37 | LAU CHLOE | Mazamet | 2009 | 9.7 | 9.6 | 10.1 | 10.0 | 39.4 |
| | LIEURY JENNYFER | Castres | 2010 | 10.5 | 9.3 | 9.3 | 10.3 | 39.4 |
| 39 | LALITTE EMMA | Chappes LG | 2009 | 10.8 | 8.7 | 10.7 | 9.1 | 39.3 |
| | MARTINET INES | Castres | 2009 | 9.9 | 9.0 | 10.1 | 10.3 | 39.3 |
| 41 | GEAY LILOU | Lempdes | 2010 | 10.6 | 9.1 | 9.1 | 10.3 | 39.1 |
| 42 | DESBIOLLE ANAIS | Crolles 3 | 2006 | 9.5 | 10.2 | 8.0 | 11.3 | 39.0 |
| | DELEVALLE LOU | Outreau | 2007 | 10.8 | 9.5 | 7.6 | 11.1 | 39.0 |
| 44 | ANTUNES LENA | Lempdes | 2009 | 10.0 | 8.7 | 10.2 | 9.7 | 38.6 |
| 45 | CAMPION JULIETTE | St Genis les Ollières | 2008 | 10.1 | 8.4 | 9.7 | 10.3 | 38.5 |
| | COUZY LIZEA | Moissac | 2009 | 10.6 | 10.7 | 8.1 | 9.1 | 38.5 |
| 47 | LAGARDE-RAMBALDINI EMMA | Moissac | 2008 | 9.7 | 10.2 | 8.7 | 9.5 | 38.1 |
| 48 | BROOKS O'SULLIVAN SOFIA | Moissac | 2008 | 10.8 | 9.7 | 9.1 | 8.2 | 37.8 |
| | FORESTIER EVIE | Moissac | 2009 | 10.3 | 8.8 | 8.6 | 10.1 | 37.8 |
| | MAGNIER LISA | Outreau | 2006 | 8.9 | 10.2 | 8.2 | 10.5 | 37.8 |
| 51 | SPECQ HONORINE | Outreau | 2006 | 10.1 | 10.0 | 7.0 | 10.3 | 37.4 |
| 52 | BAPTISTA LOUNA | Chappes LG | 2008 | 8.9 | 7.3 | 10.5 | 10.2 | 36.9 |
| 53 | BREJOU LOVINA | Castres | 2008 | 10.6 | 10.4 | 6.4 | 9.3 | 36.7 |
| 54 | MARRET OKSANNA | Crolles 3 | 2006 | 9.1 | 10.0 | 7.2 | 9.4 | 35.7 |
| 55 | RUIZ SASHA | Lempdes | 2010 | 0.0 | 6.6 | 10.6 | 9.0 | 26.2 |
| 56 | ALBIN JULINE | Lempdes | 2010 | 0.0 | 6.2 | 7.4 | 10.1 | 23.7 |
| 57 | RIEHS PAULINE | Castres | 2008 | 0.0 | 0.0 | 8.5 | 9.3 | 17.8 |
| 58 | PERCHE NOELY ANN | Chappes LG | 2006 | 0.0 | 0.0 | 0.0 | 0.0 | 0.0 |

7. FEMININ NIVEAU5 11 + . SA_DA (individuels)

7.1. Résultats par équipes

| | Equipe | Club |  |  |  |  | Total |
|----|-----------------------|---|--|---|---|---|-------|
| 1 | Perpignan | 66--Uscm | 43.5 | 46.2 | 42.7 | 44.7 | 177.1 |
| 2 | Amiens | 80--Femina Sport Amiens | 43.2 | 44.0 | 45.0 | 43.3 | 175.5 |
| 3 | St laurent du pont | 38--La Cartusienne | 43.6 | 44.0 | 44.3 | 42.9 | 174.8 |
| 4 | Echirolles | 38--Amicale laique echirolles gymnastique | 43.2 | 42.8 | 43.7 | 42.7 | 172.4 |
| | Venansault | 85--FFV | 43.6 | 43.8 | 42.7 | 42.3 | 172.4 |
| 6 | Le chambon feugerolle | 42--La liberte le chambon feugerolle | 43.3 | 41.8 | 43.3 | 43.3 | 171.7 |
| 7 | Envol Aquitaine | 33--Envol d aquitaine | 43.3 | 40.5 | 44.0 | 43.8 | 171.6 |
| 8 | La chatre | 36--Union sportive la chatre | 43.8 | 39.3 | 44.0 | 44.4 | 171.5 |
| 9 | Bray | 77--Club sportif braytois | 42.3 | 41.1 | 44.1 | 43.9 | 171.4 |
| 10 | Vaires | 77--Us Vaires | 43.1 | 41.8 | 42.1 | 42.9 | 169.9 |
| 11 | Pignan | 34--Ass club gym choc | 42.8 | 42.3 | 43.4 | 41.1 | 169.6 |
| 12 | Arpajon | 91--Esr arpajon | 43.6 | 41.4 | 43.5 | 39.2 | 167.7 |

7.2. Résultats individuels

| | Gymnaste | Equipe | Annee |  |  |  |  | Total |
|----|----------------------|-----------------------|-------|--|---|---|---|-------|
| 1 | ROUGE ANNETTE SOPHIE | Perpignan | 1995 | 11.2 | 11.9 | 11.1 | 11.4 | 45.6 |
| 2 | MORCLETTE MARGOT | Amiens | 2002 | 11.1 | 11.4 | 11.6 | 11.3 | 45.4 |
| 3 | MUZARD CLEMENCE | Venansault | 2000 | 11.4 | 10.9 | 11.4 | 11.5 | 45.2 |
| 4 | SALOMON MAEVANE | St laurent du pont | 2007 | 11.2 | 11.6 | 11.3 | 11.0 | 45.1 |
| 5 | MAZABRARD JULIE | St laurent du pont | 1999 | 11.0 | 11.7 | 11.7 | 10.4 | 44.8 |
| 6 | PICCOLO COLINE | Le chambon feugerolle | 2003 | 11.3 | 11.1 | 11.1 | 11.2 | 44.7 |
| 7 | BOUCHET ALEXIA | Amiens | 2002 | 10.8 | 12.0 | 10.9 | 10.7 | 44.4 |
| 8 | MALET AURORE | Amiens | 1990 | 10.8 | 11.1 | 11.9 | 10.1 | 43.9 |
| 9 | HARDIAGON MARIE | Arpajon | 1997 | 11.1 | 9.9 | 11.1 | 11.7 | 43.8 |
| | HERRY DEBORAH | Perpignan | 1998 | 11.3 | 11.6 | 10.0 | 10.9 | 43.8 |
| 11 | SEGUINEAU MANON | Perpignan | 1998 | 10.4 | 11.5 | 10.4 | 11.3 | 43.6 |
| | GAL MARIE | Pignan | 2001 | 10.7 | 10.8 | 11.4 | 10.7 | 43.6 |
| 13 | ZUMMO EMMA | Le chambon feugerolle | 2006 | 10.6 | 11.5 | 10.5 | 10.8 | 43.4 |
| 14 | DUMAS JULIETTE | La chatre | 2001 | 10.7 | 10.0 | 11.2 | 11.4 | 43.3 |
| | GUILLEMIN MATHILDE | Echirolles | 2002 | 10.8 | 11.2 | 10.8 | 10.5 | 43.3 |
| 16 | DUBREUIL JOHANNA | Bray | 2000 | 10.4 | 11.0 | 11.1 | 10.7 | 43.2 |
| 17 | TOURE ROKYA | Bray | 2008 | 11.1 | 9.4 | 11.3 | 11.3 | 43.1 |
| 18 | LEFEBVRE SOLENE | Echirolles | 1995 | 11.0 | 10.8 | 10.8 | 10.4 | 43.0 |
| 19 | SINOQUET LISA | Bray | 2007 | 10.2 | 10.7 | 10.9 | 11.1 | 42.9 |
| | PAPIN NINA | Perpignan | 2000 | 10.6 | 10.6 | 10.9 | 10.8 | 42.9 |
| 21 | FORET-COGNY JADE | Envol Aquitaine | 2006 | 11.2 | 9.9 | 10.8 | 10.9 | 42.8 |
| 22 | ALCHOURROUN MARGOT | Vaires | 2000 | 11.2 | 10.9 | 10.6 | 10.0 | 42.7 |
| 23 | CHARTRON LOU | La chatre | 2008 | 10.7 | 9.5 | 11.3 | 11.1 | 42.6 |
| 24 | KELLAY NOUR | Envol Aquitaine | 2007 | 10.9 | 10.3 | 10.6 | 10.7 | 42.5 |
| | DROILLARD LAURA | Venansault | 1989 | 10.9 | 11.3 | 10.2 | 10.1 | 42.5 |
| 26 | RENAUDIN LUCIE | Vaires | 1996 | 10.2 | 10.8 | 11.0 | 10.4 | 42.4 |
| | DEVOET MAKEDA | Envol Aquitaine | 2004 | 10.0 | 10.0 | 11.1 | 11.3 | 42.4 |
| | DEMOULIN LENA | Pignan | 2009 | 10.5 | 10.8 | 10.8 | 10.3 | 42.4 |

| | | | | | | | | |
|----|---------------------------|-----------------------|------|------|------|------|------|------|
| | LOTITO LEONIE | St laurent du pont | 2007 | 10.6 | 10.1 | 10.9 | 10.8 | 42.4 |
| 30 | BELMADANI ALIYA | Bray | 2008 | 10.6 | 10.0 | 10.8 | 10.8 | 42.2 |
| 31 | MESLEM ZARA | Arpajon | 2004 | 10.7 | 10.4 | 10.3 | 10.5 | 41.9 |
| | AUSSOURD LEA | La chatre | 2003 | 10.8 | 8.9 | 10.7 | 11.5 | 41.9 |
| 33 | ESBENS KELIA | Envol Aquitaine | 2007 | 10.8 | 9.5 | 11.4 | 10.1 | 41.8 |
| | DEVENDEVILLE EMMA | Amiens | 2003 | 10.5 | 9.5 | 10.6 | 11.2 | 41.8 |
| | RUELLE JULIETTE | St laurent du pont | 2008 | 10.8 | 10.2 | 10.1 | 10.7 | 41.8 |
| 36 | LE FLOCH JADE | La chatre | 2005 | 11.1 | 9.9 | 10.4 | 10.3 | 41.7 |
| | HAMIDI AMBRINE | Le chambon feugerolle | 2007 | 10.7 | 9.7 | 10.8 | 10.5 | 41.7 |
| 38 | AUSSOURD MANON | La chatre | 2006 | 11.1 | 9.9 | 10.3 | 10.3 | 41.6 |
| 39 | ZAPATA CHLOE | Vaires | 2002 | 11.1 | 9.2 | 10.5 | 10.7 | 41.5 |
| | ROY AMANDINE | Venansault | 1994 | 10.2 | 9.9 | 10.9 | 10.5 | 41.5 |
| 41 | THOMAS ANNE | Vaires | 2000 | 10.0 | 10.8 | 9.9 | 10.7 | 41.4 |
| | DELMAS MAËLLE | Pignan | 2004 | 10.5 | 9.7 | 10.5 | 10.7 | 41.4 |
| | LOUDICH AMELLE MARIE | Le chambon feugerolle | 2007 | 10.7 | 9.3 | 10.7 | 10.7 | 41.4 |
| 44 | VARAEZ NADEGE | Perpignan | 1999 | 10.2 | 11.2 | 8.8 | 11.1 | 41.3 |
| | CORDELET CHARLÈNE | Envol Aquitaine | 1999 | 10.4 | 10.3 | 10.7 | 9.9 | 41.3 |
| 46 | FARRAUTO FRANCESCA | Pignan | 2005 | 10.8 | 10.3 | 10.7 | 9.4 | 41.2 |
| 47 | MOLIN DELAURENTI AMBRE | Echirolles | 2008 | 10.6 | 9.4 | 10.5 | 10.6 | 41.1 |
| | HEYRAUD ANGELE | Le chambon feugerolle | 2006 | 10.3 | 9.5 | 10.7 | 10.6 | 41.1 |
| 49 | BENOIT HELOISE | Vaires | 1992 | 10.6 | 9.3 | 10.0 | 11.1 | 41.0 |
| 50 | AUSSOURD CHLOE | La chatre | 2006 | 10.8 | 8.6 | 10.8 | 10.4 | 40.6 |
| 51 | JOUBERT LUCILE | Echirolles | 2006 | 10.8 | 9.5 | 9.6 | 10.6 | 40.5 |
| 52 | CHARENTON LANA | Envol Aquitaine | 2006 | 10.3 | 9.5 | 9.7 | 10.9 | 40.4 |
| | MILIAN CELIA | Pignan | 1995 | 10.8 | 10.4 | 9.8 | 9.4 | 40.4 |
| 54 | EPALLE ENOLA | Le chambon feugerolle | 2002 | 10.5 | 9.4 | 10.0 | 10.4 | 40.3 |
| 55 | FRUH MATHILDE | Perpignan | 1996 | 9.6 | 9.5 | 10.3 | 10.7 | 40.1 |
| 56 | DUCHEMIN MAILYS | St laurent du pont | 2008 | 10.3 | 10.5 | 10.4 | 8.4 | 39.6 |
| 57 | BIERNAT ELINE | Venansault | 2006 | 11.1 | 8.5 | 9.8 | 10.1 | 39.5 |
| 58 | ESPEJO OCEANE | Venansault | 1998 | 10.0 | 8.6 | 10.2 | 10.0 | 38.8 |
| 59 | BOUJU CHLOE | Amiens | 2006 | 10.0 | 8.8 | 10.4 | 9.4 | 38.6 |
| 60 | GORDON LENA | Echirolles | 2007 | 10.0 | 8.4 | 10.3 | 8.9 | 37.6 |
| 61 | MICOUREAU MAYLINE | Arpajon | 2000 | 11.0 | 7.0 | 10.8 | 6.9 | 35.7 |
| 62 | SOURROUILLE LILA | St laurent du pont | 2007 | 10.0 | 5.0 | 10.3 | 9.3 | 34.6 |
| 63 | DE PALMA MAELLE | Echirolles | 1991 | 0.0 | 11.3 | 11.6 | 11.0 | 33.9 |
| 64 | BRIMBOEUF ADELINE | Arpajon | 1998 | 10.8 | 11.2 | 11.3 | 0.0 | 33.3 |
| 65 | ROY JULIETTE | Venansault | 1998 | 0.0 | 11.7 | 10.1 | 10.2 | 32.0 |
| 66 | DECROIX CAMILLE | Amiens | 2002 | 10.0 | 9.2 | 10.6 | 0.0 | 29.8 |
| 67 | PIAUD ROMANE | Arpajon | 2001 | 0.0 | 9.9 | 9.5 | 10.1 | 29.5 |
| 68 | HARDIAGON CHLOE | Arpajon | 1997 | 0.0 | 0.0 | 0.0 | 0.0 | 0.0 |
| | LOSSOUARN LUCIE | Bray | 2004 | 0.0 | 0.0 | 0.0 | 0.0 | 0.0 |
| | CAMBOULAS LARA | Pignan | 2000 | 0.0 | 0.0 | 0.0 | 0.0 | 0.0 |

8. FEMININ NIVEAU5 11-18 ans . SA_DA (individuels)

8.1. Résultats par équipes

| | Equipe | Club |  |  |  |  | Total |
|----|------------------|---------------------------------------|--|---|---|---|-------|
| 1 | Castres | 33--perce-neige Castres gironde 33 | 42.0 | 45.7 | 46.4 | 45.7 | 179.8 |
| 2 | Savigny 1 | 69--A.s.c.savigny | 42.0 | 42.9 | 43.6 | 44.8 | 173.3 |
| 3 | Mur es Allier | 63--CIG Mur es allier | 41.2 | 42.2 | 44.2 | 45.2 | 172.8 |
| 4 | St Chéron | 91--Elan gym st cheron | 40.9 | 44.3 | 43.6 | 43.9 | 172.7 |
| 5 | Vic le comte | 63--US Vic le comte - Gymnastique | 42.0 | 41.6 | 43.8 | 43.8 | 171.2 |
| 6 | Albens | 73--Union gymnique albans | 39.9 | 43.3 | 43.7 | 44.0 | 170.9 |
| 7 | Lambersart | 59--SMG Lambersart | 39.9 | 44.3 | 42.6 | 43.8 | 170.6 |
| 8 | Eragny | 95--Gsa eragny | 42.3 | 43.7 | 41.8 | 42.5 | 170.3 |
| 9 | Bagnols sur cèze | 30--Bagnols sur Cèze | 40.5 | 42.8 | 44.3 | 41.8 | 169.4 |
| 10 | Annet sur marne | 77--Annet sur marne | 42.5 | 39.0 | 41.9 | 45.2 | 168.6 |
| 11 | Renaion | 42--Amicale laiue sportive renaion | 40.7 | 41.8 | 42.2 | 40.5 | 165.2 |
| 12 | Thiers | 63--Ste gymnastique la thiernoise | 38.6 | 40.8 | 38.2 | 42.6 | 160.2 |

8.2. Résultats individuels

| | Gymnaste | Equipe | Annee |  |  |  |  | Total |
|----|--------------------|------------------|-------|--|---|---|---|-------|
| 1 | HAINAUT SARAH | Castres | 2003 | 10.9 | 12.2 | 11.8 | 12.2 | 47.1 |
| 2 | MARTINI MANON | Savigny 1 | 2004 | 10.8 | 12.0 | 11.6 | 11.7 | 46.1 |
| 3 | PENZ AINHOA | Castres | 2010 | 10.1 | 12.0 | 11.6 | 11.7 | 45.4 |
| 4 | SALVY LAURETTE | Mur es Allier | 2005 | 11.1 | 10.5 | 11.4 | 11.4 | 44.4 |
| 5 | DEROIN CONSTANCE | Albens | 2005 | 10.4 | 11.1 | 10.9 | 11.9 | 44.3 |
| 6 | PAGES PERRINE | Vic le comte | 2005 | 10.8 | 11.2 | 10.8 | 11.4 | 44.2 |
| 7 | MONTIGNE JEHANNE | Vic le comte | 2004 | 10.1 | 11.1 | 11.2 | 11.6 | 44.0 |
| 8 | DENIGER EMELINE | Albens | 2005 | 9.8 | 11.6 | 11.2 | 11.3 | 43.9 |
| 9 | AOUISSI NAILA | Eragny | 2005 | 11.1 | 10.7 | 11.1 | 10.9 | 43.8 |
| | LEFEBVRE JEHANNE | Lambersart | 2010 | 9.8 | 11.6 | 10.8 | 11.6 | 43.8 |
| 11 | DESCHASEAUX MAREVA | Bagnols sur cèze | 2009 | 10.5 | 11.4 | 11.3 | 10.3 | 43.5 |
| 12 | BIGOT ROMANE | St Chéron | 2004 | 10.2 | 11.0 | 11.2 | 11.0 | 43.4 |
| 13 | COMPTE NOA | Mur es Allier | 2006 | 9.9 | 10.8 | 10.9 | 11.7 | 43.3 |
| 14 | QUERON MYCKAELINE | Eragny | 2004 | 10.8 | 11.7 | 9.5 | 11.2 | 43.2 |
| | GICQUEL MARLA | Castres | 2004 | 10.7 | 9.8 | 11.5 | 11.2 | 43.2 |
| 16 | LELONG DANAE | Mur es Allier | 2004 | 10.1 | 10.7 | 11.2 | 10.8 | 42.8 |
| 17 | FERRAND MAELY | St Chéron | 2008 | 10.1 | 9.9 | 11.1 | 11.6 | 42.7 |
| | GIRAUD MORGANE | St Chéron | 2009 | 10.9 | 11.9 | 10.0 | 9.9 | 42.7 |
| 19 | PERICAUD CELIANE | Annet sur marne | 2006 | 10.8 | 10.5 | 10.0 | 11.2 | 42.5 |
| 20 | ROUBERTOU LILOU | Vic le comte | 2006 | 10.7 | 9.4 | 11.2 | 11.1 | 42.4 |
| 21 | DESNEIGES MARIE | Castres | 2006 | 10.2 | 10.9 | 10.8 | 10.4 | 42.3 |
| 22 | MENU CARLA | Lambersart | 2004 | 10.1 | 10.9 | 10.3 | 10.8 | 42.1 |
| | DALENC AMBRE | Bagnols sur cèze | 2006 | 10.4 | 9.8 | 11.2 | 10.7 | 42.1 |
| 24 | SERRA ZOE | Lambersart | 2003 | 9.8 | 10.4 | 11.2 | 10.6 | 42.0 |
| 25 | BRENIER ANGELINE | Savigny 1 | 2005 | 9.7 | 10.7 | 10.7 | 10.8 | 41.9 |
| | CARRET COLYNE | Savigny 1 | 2003 | 10.1 | 9.4 | 11.0 | 11.4 | 41.9 |
| | MAGNIN EMILIE | Mur es Allier | 2005 | 10.0 | 9.9 | 10.7 | 11.3 | 41.9 |
| 28 | COZETTE LOU ANN | Annet sur marne | 2005 | 10.8 | 9.5 | 10.6 | 10.9 | 41.8 |

| | | | | | | | | |
|----|----------------------------|------------------|------|-------|------|------|------|------|
| | PAUL LOANNE | Annet sur marne | 2007 | 10.55 | 9.3 | 10.4 | 11.5 | 41.8 |
| | SCHIAVAZZI LEANA | Renaison | 2006 | 10.1 | 10.1 | 10.8 | 10.8 | 41.8 |
| | PATISSOU ELOISE | Castres | 2010 | 10.2 | 10.6 | 11.5 | 9.5 | 41.8 |
| 32 | RIVIERE VANINA | Annet sur marne | 2006 | 9.8 | 9.7 | 10.9 | 11.1 | 41.5 |
| 33 | VILLENEUVE BOURDILLON LOAN | Thiers | 2007 | 9.8 | 10.1 | 9.9 | 11.5 | 41.3 |
| 34 | VALENTE ALBANE | Lambersart | 2010 | 9.9 | 11.4 | 10.0 | 9.9 | 41.2 |
| 35 | MEUNIER ANGELE | Eragny | 2004 | 10.5 | 11.1 | 9.6 | 9.9 | 41.1 |
| 36 | ANNAHEID NORA | Eragny | 2006 | 9.7 | 10.2 | 11.0 | 9.9 | 40.8 |
| | POUZERAT EVA | Renaison | 2005 | 10.1 | 10.0 | 10.7 | 10.0 | 40.8 |
| 38 | CHARLES HENRIETTE TYA | St Chéron | 2008 | 9.5 | 10.1 | 9.7 | 11.4 | 40.7 |
| 39 | GUYOT LISA | St Chéron | 2008 | 9.6 | 11.3 | 9.8 | 9.9 | 40.6 |
| | ROMIEU SHANA | Albens | 2007 | 9.7 | 9.6 | 10.8 | 10.5 | 40.6 |
| | ZIMMERMANN EMILIE | Mur es Allier | 2005 | 10.0 | 10.2 | 10.0 | 10.4 | 40.6 |
| 42 | DERIGON EDELWEISS | Renaison | 2006 | 10.0 | 11.5 | 9.5 | 9.5 | 40.5 |
| | PILAT LILOU | Thiers | 2004 | 9.7 | 10.6 | 9.6 | 10.6 | 40.5 |
| | BRICHE LAURA | Albens | 2006 | 9.2 | 11.0 | 10.0 | 10.3 | 40.5 |
| | BOUKHENOUNA CALI | Bagnols sur cèze | 2006 | 9.8 | 9.5 | 10.3 | 10.9 | 40.5 |
| 46 | ESTEVEES ROMANE | St Chéron | 2007 | 9.7 | 9.8 | 11.3 | 9.5 | 40.3 |
| 47 | DURIER LUCIE | Renaison | 2006 | 10.4 | 10.2 | 10.4 | 9.1 | 40.1 |
| | MARQUET CANDICE | Thiers | 2004 | 9.2 | 11.5 | 9.0 | 10.4 | 40.1 |
| 49 | VALLIER OMBELINE | Bagnols sur cèze | 2004 | 9.8 | 10.6 | 9.8 | 9.8 | 40.0 |
| 50 | AVRILLON CANDICE | Vic le comte | 2004 | 10.4 | 9.9 | 9.9 | 9.7 | 39.9 |
| 51 | THERON DIANE | Lambersart | 2006 | 10.1 | 8.5 | 10.3 | 10.8 | 39.7 |
| | BARNIQUE MAYA | Savigny 1 | 2006 | 10.7 | 7.8 | 10.3 | 10.9 | 39.7 |
| 53 | ABRY CAMILLE | Albens | 2004 | 10.0 | 8.1 | 10.8 | 10.1 | 39.0 |
| 54 | LEGRAIN MARINE | Savigny 1 | 2004 | 10.4 | 10.2 | 9.5 | 8.7 | 38.8 |
| | CLARA-PELTE ALICE | Albens | 2004 | 9.6 | 9.3 | 9.6 | 10.3 | 38.8 |
| 56 | PORTIER JUSTINE | Renaison | 2004 | 10.1 | 8.1 | 10.3 | 10.2 | 38.7 |
| | LEGRAIN LUNA | Savigny 1 | 2004 | 9.9 | 10.0 | 9.4 | 9.4 | 38.7 |
| 58 | MELLINGER LOANE | Eragny | 2004 | 9.7 | 9.2 | 10.1 | 9.5 | 38.5 |
| 59 | ANGLADE ABIGAELE | Thiers | 2007 | 9.9 | 8.6 | 9.7 | 10.1 | 38.3 |
| 60 | ANTIER ELOISE | Annet sur marne | 2006 | 10.4 | 7.1 | 9.1 | 11.4 | 38.0 |
| 61 | COURTOIS LOLA | Annet sur marne | 2004 | 10.1 | 9.1 | 8.1 | 10.4 | 37.7 |
| 62 | GUITTON MATHILDE | Eragny | 2005 | 9.9 | 8.8 | 8.0 | 10.5 | 37.2 |
| 63 | LUMINEAU INES | Bagnols sur cèze | 2008 | 9.8 | 7.4 | 10.0 | 9.9 | 37.1 |
| 64 | SAINT CYR EMA | Lambersart | 2008 | 8.7 | 7.6 | 9.8 | 9.8 | 35.9 |
| | MASTROVITI ANDREA | Renaison | 2006 | 9.8 | 8.9 | 9.0 | 8.2 | 35.9 |
| 66 | PELTIER ELSA | Bagnols sur cèze | 2007 | 0.0 | 11.0 | 11.5 | 9.4 | 31.9 |
| 67 | LAFON TESSA | Castres | 2006 | 9.7 | 0.0 | 10.2 | 10.6 | 30.5 |
| 68 | FEDLAQUI SASHA | Vic le comte | 2006 | 0.0 | 8.8 | 10.6 | 0.0 | 19.4 |
| 69 | SALSON LOU | Vic le comte | 2008 | 0.0 | 0.0 | 0.0 | 0.0 | 0.0 |
| | BALDONI NOA | Thiers | 2005 | 0.0 | 0.0 | 0.0 | 0.0 | 0.0 |
| | COMPTE PAULINE | Mur es Allier | 2006 | 0.0 | 0.0 | 0.0 | 0.0 | 0.0 |





Résultats de la compétition
Finales nationales UFOLEP
Agen-Boé
11 et 12 juin 2022

1. FEMININ NIVEAU4 11 + . SA_DA (B) (individuels)

1.1. Résultats par équipes

| | Equipe | Club |  |  |  |  | Total |
|---|---------------|------------------------------------|--|---|---|---|-------------|
| 1 | Volvic | 63--Volvic | 33.2 | 38.2 | 38.2 | 37.9 | 147.5 |
| 2 | Houilles 1 | 78--Avant-Garde de Houilles | 33.3 | 37.6 | 37.4 | 36.4 | 144.7 |
| 3 | Houilles 3 | 78--Avant-Garde de Houilles | 32.9 | 38.1 | 36.1 | 36.8 | 143.9 |
| | Chateauroux | 36--ASPTT GYM | 33.3 | 38.5 | 36.0 | 36.1 | 143.9 |
| 5 | Arras | 62--Arras | 32.8 | 36.6 | 35.2 | 37.5 | 142.1 |
| 6 | Salles SC | 33--Sporting Club de Salles | 32.4 | 35.0 | 36.3 | 37.3 | 141.0 |
| 7 | Champigny | 94--RSCChampigny gym | 33.4 | 36.5 | 34.7 | 36.0 | 140.6 |
| 8 | Pont de claix | 38--Pont de claix amicale gymnique | 32.8 | 36.6 | 38.0 | 35.7 | 140.1 (3.0) |


1.2. Résultats individuels

| | Gymnaste | Equipe | Annee |  |  |  |  | Total |
|----|----------------------|---------------|-------|--|---|---|---|-------|
| 1 | DA SILVA LENA | Volvic | 2006 | 11.1 | 13.3 | 12.9 | 12.8 | 50.1 |
| 2 | GRAL LUCILE | Houilles 1 | 1999 | 11.4 | 11.7 | 13.1 | 12.8 | 49.0 |
| 3 | GRENET LOUANE | Volvic | 2004 | 11.1 | 12.7 | 12.2 | 12.6 | 48.6 |
| 4 | TEMPIER ROXANE | Champigny | 2000 | 11.1 | 13.0 | 11.9 | 12.5 | 48.5 |
| 5 | VANDAELE ROMANE | Volvic | 2006 | 11.0 | 12.2 | 12.6 | 12.5 | 48.3 |
| 6 | BOROWIEC MAEVA | Pont de claix | 2001 | 11.2 | 12.5 | 12.7 | 11.8 | 48.2 |
| 7 | DOMO JUSTINE | Arras | 2002 | 11.0 | 12.0 | 12.6 | 12.5 | 48.1 |
| 8 | LESCOUET AMBRE | Salles SC | 2005 | 11.0 | 11.2 | 12.8 | 12.8 | 47.8 |
| | LESTRADE CLARA | Volvic | 2005 | 10.9 | 12.2 | 12.7 | 12.0 | 47.8 |
| 10 | REDON MARINE | Houilles 3 | 2003 | 10.9 | 12.4 | 11.9 | 12.3 | 47.5 |
| 11 | CAZEMAJOU LÉNA | Houilles 3 | 2004 | 10.9 | 12.8 | 12.0 | 11.7 | 47.4 |
| | MONTEIRO PERON LUNE | Houilles 3 | 2002 | 10.6 | 12.9 | 11.6 | 12.3 | 47.4 |
| 13 | LECLERC VEAU JUSTINE | Houilles 1 | 1991 | 10.7 | 13.1 | 12.0 | 11.4 | 47.2 |
| | FLEURANCEAU SARAH | Salles SC | 2003 | 10.6 | 11.9 | 12.1 | 12.6 | 47.2 |
| 15 | THUILLIER FRANCESCA | Houilles 3 | 2005 | 11.1 | 11.9 | 11.9 | 12.2 | 47.1 |
| | DELON EMILIE | Chateauroux | 2000 | 11.2 | 12.8 | 11.7 | 11.4 | 47.1 |
| 17 | PETIT MARGOT | Arras | 2004 | 10.9 | 12.5 | 10.9 | 12.7 | 47.0 |
| | GUIBLIN LAURIE | Chateauroux | 1990 | 11.1 | 12.7 | 11.3 | 11.9 | 47.0 |
| 19 | JULIEN MANON | Pont de claix | 1999 | 10.1 | 11.9 | 12.7 | 12.2 | 46.9 |
| | MAGGUILI CLARA | Pont de claix | 2001 | 10.7 | 11.9 | 12.6 | 11.7 | 46.9 |
| 21 | MAERTEN FLORIANE | Arras | 1999 | 10.7 | 12.1 | 11.7 | 12.3 | 46.8 |
| | MIREY LUCIE | Chateauroux | 1998 | 10.8 | 11.4 | 12.7 | 11.9 | 46.8 |
| 23 | POTIER ANNE LONA | Chateauroux | 1999 | 11.0 | 13.0 | 11.2 | 11.2 | 46.4 |
| 24 | GRAL CAMILLE | Houilles 1 | 1995 | 11.0 | 11.7 | 11.5 | 11.8 | 46.0 |
| | PICHON MAELISS | Chateauroux | 2002 | 10.9 | 11.5 | 11.6 | 12.0 | 46.0 |
| 26 | LORPHELIN ALBANE | Houilles 1 | 1995 | 10.9 | 12.2 | 12.3 | 10.5 | 45.9 |
| 27 | DULAS LESLIE | Salles SC | 2002 | 10.8 | 11.9 | 11.2 | 11.9 | 45.8 |
| 28 | CHANANE MAELLE | Champigny | 2004 | 11.1 | 11.2 | 11.0 | 12.2 | 45.5 |
| 29 | ALVES MAY | Houilles 1 | 1999 | 10.1 | 12.3 | 11.0 | 11.8 | 45.2 |
| | ROMON MARGOT | Pont de claix | 2003 | 10.9 | 12.2 | 11.7 | 10.4 | 45.2 |
| 31 | CORREIA JOANE | Volvic | 2002 | 10.8 | 10.8 | 11.8 | 11.5 | 44.9 |
| 32 | HOFFMANN EMMA | Champigny | 1997 | 11.1 | 11.2 | 11.2 | 10.5 | 44.0 |
| 33 | GAGNARD LAURINE | Champigny | 1998 | 10.4 | 12.3 | 11.0 | 9.7 | 43.4 |
| | VIART JULIETTE | Arras | 2005 | 10.5 | 10.3 | 10.6 | 12.0 | 43.4 |
| 35 | MARTINEZ CAROLINE | Champigny | 1992 | 10.4 | 11.2 | 11.6 | 10.1 | 43.3 |
| | GEMINEL MAELYS | Salles SC | 2007 | 9.4 | 11.0 | 11.4 | 11.5 | 43.3 |


| | | | | | | | | |
|----|-------------------------------|---------------|------|------|------|------|------|------|
| | CRETON JULIE | Pont de claix | 2000 | 10.7 | 11.2 | 11.1 | 10.3 | 43.3 |
| 38 | JEUDY JULIE | Houilles 3 | 2002 | 10.2 | 11.4 | 10.7 | 10.8 | 43.1 |
| 39 | DAULY ZOÉ | Houilles 3 | 2002 | 10.8 | 9.6 | 12.2 | 10.3 | 42.9 |
| 40 | DELFOSSÉ MAUD | Arras | 2006 | 10.7 | 11.5 | 9.1 | 11.4 | 42.7 |
| | RZIKI SHIRINE | Arras | 2007 | 10.9 | 9.7 | 9.8 | 12.3 | 42.7 |
| 42 | LE BERRE TATIANA | Salles SC | 2007 | 9.6 | 10.5 | 10.6 | 11.3 | 42.0 |
| 43 | EBANAT INGAUTA LYSE DAHLIA | Champigny | 2002 | 11.2 | 9.8 | 8.2 | 11.3 | 40.5 |
| 44 | ALVES CARDOSO LYNA | Chateauroux | 2005 | 10.3 | 4.0 | 10.0 | 12.2 | 36.5 |
| 45 | LACOUR LAURINE | Salles SC | 2004 | 9.6 | 6.1 | 10.6 | 9.9 | 36.2 |
| 46 | POURNIN AURORE | Houilles 1 | 1991 | 10.5 | 10.7 | 10.7 | 0.0 | 31.9 |
| 47 | PETITJEAN LAEMLE BLANCHE | Pont de claix | 2003 | 0.0 | 0.0 | 0.0 | 0.0 | 0.0 |
| | | Volvic | 0 | 0.0 | 0.0 | 0.0 | 0.0 | 0.0 |

2. FEMININ NIVEAU5 11-18 ans . SA_DA (B) (individuels)

2.1. Résultats par équipes

| | Equipe | Club |  |  |  |  | Total |
|----|---------------------|------------------------------------|--|---|---|---|-------------|
| 1 | Portet sur garonne | 31--Portet gym | 40.8 | 45.9 | 41.4 | 44.6 | 172.7 |
| 2 | Conflans | 78--PLM Conflans Gym | 42.0 | 44.1 | 44.0 | 42.2 | 172.3 |
| 3 | Maure de bretagne | 35--L'étoile mauritanienne | 43.0 | 45.1 | 40.3 | 43.1 | 171.5 |
| 4 | Castelsarrasin | 82--Le défi castelsarrasinois | 40.4 | 42.6 | 41.7 | 45.3 | 170.0 |
| 5 | Marseille Montredon | 13--Association Gymnique Montredon | 40.8 | 44.1 | 39.6 | 44.6 | 169.1 |
| 6 | Carvin | 62--Carvin | 40.3 | 42.5 | 41.6 | 44.4 | 168.8 |
| 7 | Pont de claix | 38--Pont de claix amicale gymnique | 42.7 | 43.1 | 39.3 | 43.4 | 168.5 |
| 8 | Lagny sur marne | 77--Elan gymnique de lagny | 40.6 | 44.5 | 40.8 | 45.0 | 167.9 (3.0) |
| 9 | Mordelles | 35--Union sportive mordelles | 41.7 | 41.7 | 40.4 | 42.3 | 166.1 |
| 10 | Couzeix | 87--Couzeix gym | 41.0 | 38.4 | 37.4 | 43.4 | 160.2 |





2.2. Résultats individuels

| | Gymnaste | Equipe | Annee |  |  |  |  | Total |
|----|-------------------|---------------------|-------|---|--|--|--|-------|
| 1 | BARBIER ENORA | Maure de bretagne | 2003 | 11.0 | 12.1 | 10.6 | 11.5 | 45.2 |
| 2 | DA SILVA MONA | Lagny sur marne | 2005 | 10.5 | 11.7 | 11.3 | 11.6 | 45.1 |
| 3 | DUSSARTRE LEA | Couzeix | 2006 | 10.6 | 11.9 | 10.8 | 11.2 | 44.5 |
| 4 | BENKHEDIM MAEVA | Marseille Montredon | 2008 | 10.4 | 11.9 | 10.0 | 11.8 | 44.1 |
| 5 | JOLY SASHA | Conflans | 2004 | 10.9 | 10.8 | 10.8 | 11.2 | 43.7 |
| 6 | VASSEUR CAMILLE | Carvin | 2008 | 10.2 | 11.7 | 10.6 | 11.1 | 43.6 |
| | POUSSIN YUNA | Mordelles | 2004 | 9.9 | 11.4 | 10.7 | 11.6 | 43.6 |
| 8 | COLLIN MELODIE | Conflans | 2006 | 10.2 | 11.7 | 11.3 | 10.0 | 43.2 |
| 9 | MICHEL SELENA | Conflans | 2006 | 10.7 | 11.1 | 10.6 | 10.7 | 43.1 |
| | CAHUZAC AMBRE | Portet sur garonne | 2006 | 10.0 | 11.4 | 10.8 | 10.9 | 43.1 |
| | HUBY JORANE | Mordelles | 2006 | 10.8 | 11.2 | 10.0 | 11.1 | 43.1 |
| 12 | GHAZZI LEA | Castelsarrasin | 2003 | 10.5 | 10.2 | 10.9 | 11.4 | 43.0 |
| 13 | BOUSQUET LOLA | Portet sur garonne | 2005 | 9.7 | 11.7 | 10.1 | 11.3 | 42.8 |
| | EL BARAKA KAOUTAR | Castelsarrasin | 2003 | 10.5 | 10.8 | 10.2 | 11.3 | 42.8 |
| 15 | HOUSSIN EVE | Maure de bretagne | 2005 | 10.6 | 11.6 | 9.4 | 11.1 | 42.7 |
| 16 | AOMAR EVOLENE | Portet sur garonne | 2009 | 10.8 | 11.4 | 9.2 | 11.1 | 42.5 |
| | PAVOINE MATHILDE | Maure de bretagne | 2007 | 11.0 | 10.7 | 10.0 | 10.8 | 42.5 |
| 18 | DELOBEL FLORINE | Carvin | 2004 | 9.8 | 10.8 | 10.7 | 11.1 | 42.4 |
| | SOMMER AMBRE | Pont de claix | 2008 | 10.8 | 9.6 | 10.1 | 11.9 | 42.4 |
| 20 | MERINHO O-REN | Marseille Montredon | 2008 | 9.9 | 11.1 | 10.3 | 11.0 | 42.3 |
| 21 | COLOMIES MARIE | Lagny sur marne | 2006 | 9.9 | 10.7 | 9.8 | 11.6 | 42.0 |
| | OLANIER AMANDINE | Lagny sur marne | 2008 | 10.2 | 11.3 | 10.1 | 10.4 | 42.0 |
| 23 | LOUBARIE EVA | Portet sur garonne | 2006 | 10.2 | 11.4 | 10.6 | 9.7 | 41.9 |
| | ROUSSELOT ONDINE | Pont de claix | 2009 | 10.6 | 11.2 | 10.2 | 9.9 | 41.9 |
| 25 | LELEU LOLA | Carvin | 2008 | 9.7 | 9.8 | 11.0 | 11.1 | 41.6 |
| | SORREL TALYA | Pont de claix | 2008 | 10.3 | 10.9 | 9.3 | 11.1 | 41.6 |
| 27 | ANDROLETY NOEMIE | Pont de claix | 2007 | 10.7 | 10.8 | 9.7 | 10.3 | 41.5 |
| 28 | GANZA LÉA | Castelsarrasin | 2007 | 9.5 | 11.4 | 9.5 | 10.9 | 41.3 |
| 29 | CUNHA ABYGAIL | Lagny sur marne | 2004 | 9.8 | 10.4 | 9.6 | 11.2 | 41.0 |





| | | | | | | | | |
|----|---------------------------|---------------------|------|------|------|------|------|------|
| | BENSUSAN MARYLOU | Marseille Montredon | 2008 | 9.6 | 11.0 | 9.8 | 10.6 | 41.0 |
| 31 | VIDAL SOLENE | Castelsarrasin | 2003 | 9.8 | 10.2 | 11.1 | 9.6 | 40.7 |
| 32 | AURIAC MARILOU | Portet sur garonne | 2003 | 9.8 | 9.6 | 9.9 | 11.3 | 40.6 |
| | SANCHEZ APOLLINE | Couzeix | 2005 | 10.2 | 10.6 | 8.6 | 11.2 | 40.6 |
| 34 | LAMAS VANESSA | Marseille Montredon | 2009 | 10.8 | 10.1 | 9.1 | 10.5 | 40.5 |
| 35 | PICART ANAIS | Conflans | 2004 | 10.2 | 10.5 | 9.4 | 10.3 | 40.4 |
| 36 | MATUSIAK ALICIA | Lagny sur marne | 2009 | 10.0 | 10.8 | 8.7 | 10.6 | 40.1 |
| | SANTUCCI MAELYSS | Marseille Montredon | 2005 | 9.7 | 9.7 | 9.5 | 11.2 | 40.1 |
| | LE GOUGAUD ANN-GWENN | Maure de bretagne | 2006 | 10.4 | 10.7 | 9.5 | 9.5 | 40.1 |
| 39 | LEVACHER MARIE | Maure de bretagne | 2008 | 10.1 | 9.5 | 10.2 | 9.7 | 39.5 |
| | DABIR LOUANE | Pont de claix | 2010 | 10.6 | 10.2 | 8.9 | 9.8 | 39.5 |
| 41 | MOREL JULIE | Mordelles | 2007 | 10.4 | 9.4 | 9.7 | 9.7 | 39.2 |
| 42 | BRUNEL LEA | Conflans | 2005 | 9.7 | 9.5 | 11.3 | 8.6 | 39.1 |
| 43 | DEQUAIRE HEONIE | Carvin | 2008 | 10.1 | 8.2 | 9.2 | 10.9 | 38.4 |
| | GAULTIER NOEMIE | Mordelles | 2004 | 10.6 | 9.7 | 8.8 | 9.3 | 38.4 |
| 45 | BARTOLETTI JEANNE | Mordelles | 2005 | 8.9 | 9.0 | 9.8 | 9.9 | 37.6 |
| 46 | REDON ERINE | Couzeix | 2009 | 9.5 | 9.5 | 9.0 | 9.3 | 37.3 |
| 47 | WATTEAU CARLA | Carvin | 2008 | 10.2 | 6.6 | 9.3 | 10.7 | 36.8 |
| 48 | TRAPAND MAELYS | Pont de claix | 2005 | 9.5 | 9.4 | 7.7 | 10.1 | 36.7 |
| 49 | PAUTARD LILOU | Portet sur garonne | 2006 | 8.6 | 9.5 | 9.2 | 9.3 | 36.6 |
| 50 | DARTOIS MOUKHTAFI JADE | Couzeix | 2010 | 10.7 | 6.4 | 8.3 | 10.9 | 36.3 |
| 51 | BOUDRET LOUANE | Castelsarrasin | 2007 | 9.6 | 5.9 | 8.9 | 11.7 | 36.1 |
| 52 | MOREAU CLAIRE | Mordelles | 2004 | 9.8 | 7.2 | 9.9 | 8.6 | 35.5 |
| 53 | NAPOLEON CASSANDRA | Lagny sur marne | 2004 | 9.1 | 6.8 | 9.4 | 10.1 | 35.4 |
| 54 | DUSSARTRE JULIE | Couzeix | 2008 | 9.1 | 6.1 | 9.0 | 10.1 | 34.3 |
| 55 | JONGEN LISA | Conflans | 2007 | 9.1 | 5.7 | 9.8 | 8.8 | 33.4 |
| 56 | CHEVRIER ERIKA | Castelsarrasin | 2007 | 7.4 | 6.2 | 9.3 | 10.0 | 32.9 |
| 57 | LEROY ELINA | Carvin | 2005 | 0.0 | 10.2 | 8.9 | 11.1 | 30.2 |
| 58 | LEVACHER BLANCHE | Maure de bretagne | 2007 | 0.0 | 9.9 | 8.4 | 5.6 | 23.9 |
| 59 | PATALIER LAURA | Marseille Montredon | 2006 | 0.0 | 0.0 | 0.0 | 0.0 | 0.0 |

3. FEMININ NIVEAU4 11 + . SA_DA (individuels)

3.1. Résultats par équipes

| | Equipe | Club |  |  |  |  | Total |
|----|---------------------|--|--|---|---|---|-------|
| 1 | Castelnau le lez | 34--GSL34.com - Castelnau le Lez | 34.6 | 37.8 | 37.1 | 37.6 | 147.1 |
| 2 | St Priest | 69--Gymnique association saint priet | 33.3 | 36.8 | 37.2 | 37.9 | 145.2 |
| 3 | Faches | 59--Faches thumesnil | 33.8 | 36.9 | 35.4 | 37.4 | 143.5 |
| 4 | Brie comte robert 3 | 77--Scbgym | 33.4 | 36.7 | 35.5 | 37.5 | 143.1 |
| 5 | Mur es Allier | 63--CIG Mur es allier | 34.5 | 35.2 | 35.5 | 37.0 | 142.2 |
| 6 | Outreau | 62--Outreau | 33.6 | 35.9 | 34.9 | 37.5 | 141.9 |
| 7 | Cambrai | 59--Cambrai | 33.1 | 37.2 | 34.3 | 37.1 | 141.7 |
| 8 | Villeneuve sur Lot | 47--Cercle gymnique villeneuvois | 33.7 | 36.3 | 33.6 | 37.5 | 141.1 |
| 9 | L'isle d'abeau | 38--LA GYM DABEAU | 33.4 | 36.5 | 33.7 | 36.7 | 140.3 |
| 10 | Clapiers | 34--Gymnastique Artistique Clapieroise | 33.9 | 35.9 | 32.9 | 36.9 | 139.6 |
| 11 | LUC gym | 59--Luc gym | 32.6 | 35.8 | 33.7 | 36.6 | 138.7 |
| 12 | Pont du chateau | 63--La jeune gaule | 32.2 | 33.3 | 34.3 | 36.7 | 136.5 |




3.2. Résultats individuels

| | Gymnaste | Equipe | Annee |  |  |  |  | Total |
|----|-------------------------------|---------------------|-------|--|---|---|---|-------|
| 1 | FANELLI JULIA | St Priest | 2009 | 11.1 | 12.7 | 13.0 | 12.6 | 49.4 |
| | COTON NAOMI | Castelnau le lez | 2007 | 12.2 | 12.6 | 12.4 | 12.2 | 49.4 |
| 3 | DELANGUE EMMA | Faches | 2001 | 11.0 | 13.1 | 12.3 | 12.8 | 49.2 |
| 4 | CLIO NUMIDIA | Castelnau le lez | 2010 | 11.1 | 12.8 | 12.0 | 12.6 | 48.5 |
| 5 | GOSSE FANNY | Brie comte robert 3 | 2001 | 11.0 | 12.4 | 12.2 | 12.6 | 48.2 |
| | BONAL SARAH | Mur es Allier | 1999 | 11.8 | 11.4 | 12.3 | 12.7 | 48.2 |
| 7 | DUPRÉ ANGÉLIQUE | Castelnau le lez | 2000 | 11.3 | 12.0 | 12.2 | 12.6 | 48.1 |
| | GUIDEZ CLAIRE | Cambrai | 2007 | 11.2 | 12.9 | 11.6 | 12.4 | 48.1 |
| 9 | TRUPIER MONDANCIN CHARLINE | L'isle d'abeau | 1991 | 11.2 | 12.2 | 11.7 | 12.9 | 48.0 |
| 10 | DIAZ ESTELLE | St Priest | 1993 | 10.6 | 12.2 | 12.3 | 12.5 | 47.6 |
| 11 | VIAL LISA | Mur es Allier | 2000 | 12.0 | 11.9 | 11.3 | 12.3 | 47.5 |
| 12 | DIBENEDETTO LAURA | Brie comte robert 3 | 1989 | 10.9 | 12.2 | 11.8 | 12.5 | 47.4 |
| 13 | CLAVE MANON | Villeneuve sur Lot | 2000 | 11.8 | 11.6 | 11.1 | 12.7 | 47.2 |
| 14 | KROUNA SIRINE | St Priest | 2006 | 11.0 | 11.9 | 11.4 | 12.8 | 47.1 |
| | BERRIC CAROLINE | Brie comte robert 3 | 1994 | 11.3 | 12.1 | 11.5 | 12.2 | 47.1 |
| | MALGHEM JADE | Outreau | 2006 | 11.4 | 12.4 | 10.5 | 12.8 | 47.1 |
| 17 | AVRIL ORANE | Villeneuve sur Lot | 2003 | 10.9 | 12.3 | 11.4 | 12.4 | 47.0 |
| 18 | PERROUX OLIVIA | Castelnau le lez | 2008 | 10.7 | 12.4 | 11.4 | 12.3 | 46.8 |
| 19 | GUERY JUSTINE | St Priest | 1994 | 11.2 | 11.1 | 11.9 | 12.5 | 46.7 |
| | MULLER CAMILLE | Castelnau le lez | 1996 | 10.1 | 12.0 | 12.5 | 12.1 | 46.7 |
| 21 | FOURLEGNIE MARIE | LUC gym | 2004 | 10.7 | 12.3 | 11.5 | 12.1 | 46.6 |
| | BIESSY BONNET MANON | L'isle d'abeau | 1997 | 11.2 | 12.4 | 10.9 | 12.1 | 46.6 |
| 23 | VAN DEN BORRE LEANA | Brie comte robert 3 | 2005 | 11.1 | 12.1 | 10.7 | 12.4 | 46.3 |
| | OUCI LOUNA | Faches | 2009 | 10.8 | 11.8 | 11.4 | 12.3 | 46.3 |
| 25 | JEGOU MAELYS | Outreau | 2009 | 11.1 | 12.2 | 10.5 | 12.2 | 46.0 |
| 26 | DENEUVILLE TAILYS | Faches | 2007 | 10.5 | 12.0 | 11.2 | 12.2 | 45.9 |
| | ELHILALI LOPEZ MARIAH | Clapiers | 2001 | 10.9 | 11.7 | 11.0 | 12.3 | 45.9 |





| | | | | | | | | |
|----|---------------------------|---------------------|------|------|------|------|------|------|
| | VERDELHAN ELISA | Clapiers | 2001 | 11.2 | 10.9 | 11.5 | 12.3 | 45.9 |
| | FARDEL ISEE | Cambrai | 2005 | 10.9 | 11.7 | 11.3 | 12.0 | 45.9 |
| 30 | LEDUC CECILE | Cambrai | 1997 | 11.0 | 12.1 | 10.2 | 12.5 | 45.8 |
| 31 | NABARRETTE LEA | Villeneuve sur Lot | 1998 | 11.0 | 12.3 | 10.7 | 11.7 | 45.7 |
| | VERDELHAN EMMA | Clapiers | 2004 | 10.7 | 12.3 | 10.4 | 12.3 | 45.7 |
| 33 | DESAINS MARIE | Outreau | 2001 | 10.4 | 11.3 | 11.8 | 12.1 | 45.6 |
| 34 | LEBAILLIF ROMANE | St Priest | 2004 | 10.9 | 11.1 | 11.3 | 12.2 | 45.5 |
| | HALATRE ALIXE | LUC gym | 2007 | 10.3 | 12.1 | 11.2 | 11.9 | 45.5 |
| | DEMARCO LILOU | Outreau | 2007 | 10.9 | 10.3 | 11.8 | 12.5 | 45.5 |
| 37 | ANRETAR VANESSA | Brie comte robert 3 | 1992 | 10.8 | 11.7 | 10.8 | 12.1 | 45.4 |
| 38 | GROSMANN CLEMENCE | Mur es Allier | 2001 | 10.3 | 11.9 | 11.5 | 11.4 | 45.1 |
| | MADINIER LOU | L'isle d'abeau | 1997 | 10.6 | 11.7 | 11.1 | 11.7 | 45.1 |
| 40 | SCREVE CAROLINE | Cambrai | 2006 | 10.8 | 11.1 | 11.2 | 11.9 | 45.0 |
| 41 | DA SILVA MELANIE | St Priest | 2004 | 10.8 | 11.7 | 10.4 | 11.9 | 44.8 |
| | GENNIGES GAUTHIER EMMA | Pont du chateau | 2004 | 9.5 | 11.8 | 11.5 | 12.0 | 44.8 |
| | DICHAMP MANON | L'isle d'abeau | 2001 | 11.0 | 11.9 | 10.6 | 11.3 | 44.8 |
| 44 | WARGNIER ESTELLE | LUC gym | 2002 | 10.1 | 11.4 | 11.0 | 12.2 | 44.7 |
| 45 | DUPONT MARGAUX | Cambrai | 2001 | 9.8 | 12.2 | 10.4 | 12.2 | 44.6 |
| 46 | CATIGNOL MARINE | Mur es Allier | 2000 | 10.7 | 11.3 | 11.0 | 11.5 | 44.5 |
| 47 | BAPTISTA SOPHIE | Pont du chateau | 2001 | 11.1 | 10.6 | 10.2 | 12.3 | 44.2 |
| 48 | BAUDET MARGOT | LUC gym | 2003 | 11.0 | 10.5 | 10.2 | 12.3 | 44.0 |
| | CAPRANZANO SARA | Faches | 2006 | 10.5 | 9.7 | 11.7 | 12.1 | 44.0 |
| 50 | JOLLY NATACHA | Pont du chateau | 2004 | 9.3 | 10.1 | 11.6 | 12.4 | 43.4 |
| 51 | FRANCHETTO SOLENN | Villeneuve sur Lot | 2005 | 10.6 | 11.7 | 9.3 | 11.7 | 43.3 |
| 52 | BURGHRAVE LAURA | Faches | 2006 | 12.0 | 7.7 | 11.2 | 12.3 | 43.2 |
| 53 | POTDEVIN LENA | LUC gym | 1999 | 9.4 | 11.3 | 10.9 | 11.4 | 43.0 |
| | ARAMINI FANTINE | Cambrai | 2005 | 9.9 | 9.5 | 11.4 | 12.2 | 43.0 |
| 55 | SALMON LOISE | Pont du chateau | 1996 | 10.1 | 10.9 | 10.5 | 11.2 | 42.7 |
| 56 | LARDET MELISSA | L'isle d'abeau | 2003 | 10.3 | 10.7 | 10.3 | 11.3 | 42.6 |
| 57 | LEBLANC JULIE | Brie comte robert 3 | 2006 | 10.6 | 10.9 | 11.1 | 9.6 | 42.2 |
| 58 | VILLEGAS LÉANE | Clapiers | 2005 | 11.8 | 11.9 | 7.6 | 10.7 | 42.0 |
| 59 | AMBROISE MARLENE | L'isle d'abeau | 2003 | 9.9 | 10.0 | 10.4 | 11.4 | 41.7 |
| 60 | RIETH MARINE | Clapiers | 2004 | 10.2 | 11.5 | 7.3 | 11.9 | 40.9 |
| 61 | HAMEAU JULIE | Villeneuve sur Lot | 2004 | 10.2 | 9.5 | 10.2 | 10.0 | 39.9 |
| 62 | GENNIGES GAUTHIER CLEO | Pont du chateau | 2001 | 10.0 | 9.1 | 10.5 | 9.8 | 39.4 |
| 63 | CLOITRE CAMILLE | Clapiers | 2003 | 9.4 | 9.0 | 8.9 | 11.3 | 38.6 |
| 64 | PRADIER ÉMILIE | Castelnau le lez | 2005 | 0.0 | 11.9 | 11.4 | 12.4 | 35.7 |
| 65 | ASTORG JUSTINE | Mur es Allier | 2000 | 0.0 | 11.2 | 11.7 | 12.0 | 34.9 |
| 66 | BUTELLE MAE | Outreau | 2005 | 11.1 | 0.0 | 10.8 | 12.2 | 34.1 |
| 67 | CARRIE LOUPIAS NINA | Villeneuve sur Lot | 2003 | 10.5 | 0.0 | 11.1 | 12.4 | 34.0 |
| 68 | BESNIER ZOE | Outreau | 2003 | 10.1 | 0.0 | 11.3 | 12.1 | 33.5 |
| 69 | DURAND MELINA | Pont du chateau | 2004 | 11.0 | 10.6 | 11.2 | 0.0 | 32.8 |
| 70 | SELOSSE MANON | LUC gym | 1994 | 10.9 | 10.9 | 10.9 | 0.0 | 32.7 |
| 71 | BALLEKENS HELOISE | Faches | 2003 | 0.0 | 0.0 | 0.0 | 0.0 | 0.0 |
| | TRONEL COLINE | Mur es Allier | 2002 | 0.0 | 0.0 | 0.0 | 0.0 | 0.0 |

4. FEMININ NIVEAU4 11-18 ans . SA_DA (B) (individuels)

4.1. Résultats par équipes

| | Equipe | Club |  |  |  |  | Total |
|---|-------------------|---------------------------------------|--|---|---|---|-------|
| 1 | St Martin d hères | 38--ESSM GYMNASTIQUE | 34.1 | 38.2 | 37.9 | 38.2 | 148.4 |
| 2 | Chilly Morangis | 91--Cgmc | 33.0 | 37.7 | 36.3 | 38.3 | 145.3 |
| 3 | St Estève | 66--Gym club st esteve | 32.4 | 38.1 | 37.2 | 37.2 | 144.9 |
| 4 | Yerres | 91--Gym club yerrois | 33.9 | 36.7 | 35.9 | 38.3 | 144.8 |
| 5 | Voreppe | 38--Voreppe Foxes | 33.0 | 37.6 | 36.1 | 37.6 | 144.3 |
| 6 | Muret | 31--Le Ralliement | 33.1 | 35.9 | 35.8 | 37.0 | 141.8 |
| 7 | UFOLEP 63 | 63--Chappes Limagne Gym | 31.4 | 35.5 | 34.6 | 37.2 | 138.7 |
| 8 | Heyrieux | 38--J.A.Heyrieux Gymnastique Sportive | 32.8 | 35.3 | 35.3 | 30.7 | 134.1 |





4.2. Résultats individuels

| | Gymnaste | Equipe | Annee |  |  |  |  | Total |
|----|--------------------------------|-------------------|-------|--|---|---|---|-------|
| 1 | AMRAOUI JADE | St Martin d hères | 2006 | 11.7 | 13.1 | 13.3 | 12.9 | 51.0 |
| 2 | LOEUILLET ATENAIS | Heyrieux | 2007 | 11.2 | 12.5 | 13.0 | 12.6 | 49.3 |
| 3 | HATZICONSTANTINO TESSA | St Martin d hères | 2008 | 11.2 | 12.5 | 12.2 | 12.7 | 48.6 |
| 4 | LOUBLIERES OCEANE | UFOLEP 63 | 2006 | 11.0 | 13.0 | 11.5 | 12.7 | 48.2 |
| 5 | KRITTER HANAE | Voreppe | 2009 | 10.7 | 12.7 | 12.6 | 12.1 | 48.1 |
| 6 | ESCALANTE-PINCEMIN MAIA | St Estève | 2005 | 10.8 | 12.7 | 12.6 | 11.9 | 48.0 |
| | BIGILLON LEANE | Voreppe | 2006 | 11.2 | 12.4 | 11.6 | 12.8 | 48.0 |
| 8 | DEBBABI INES | Yerres | 2005 | 11.1 | 12.5 | 12.5 | 11.8 | 47.9 |
| | DUPUY MAELLE | Chilly Morangis | 2007 | 11.0 | 12.7 | 11.4 | 12.8 | 47.9 |
| | THUAIRE ELSA | St Martin d hères | 2007 | 11.1 | 12.6 | 12.1 | 12.1 | 47.9 |
| 11 | VERHOESTRATE EMMA | Chilly Morangis | 2003 | 10.3 | 12.6 | 12.3 | 12.6 | 47.8 |
| 12 | CANCES ALICE | Chilly Morangis | 2004 | 11.6 | 10.8 | 12.5 | 12.6 | 47.5 |
| 13 | MICHEL LILWENN | Voreppe | 2008 | 10.9 | 12.2 | 11.7 | 12.5 | 47.3 |
| 14 | DURSAP MATHILDE | St Martin d hères | 2008 | 10.9 | 12.3 | 11.9 | 12.1 | 47.2 |
| | SCHMITT DIANE | Voreppe | 2003 | 10.9 | 12.5 | 11.8 | 12.0 | 47.2 |
| 16 | ANDRE MAGALLON MATHILDE | Yerres | 2005 | 10.8 | 11.6 | 11.7 | 13.0 | 47.1 |
| | SAMBA FOUANI ROMANE | Yerres | 2004 | 11.7 | 12.0 | 11.4 | 12.0 | 47.1 |
| 18 | IMBERN CLARA | St Estève | 2005 | 10.4 | 12.9 | 11.2 | 12.4 | 46.9 |
| 19 | DELCLOQUE SOLENN | Yerres | 2005 | 10.2 | 12.2 | 11.7 | 12.7 | 46.8 |
| | ROUSSET FAVIER JUSTINE | St Martin d hères | 2003 | 11.2 | 11.2 | 12.4 | 12.0 | 46.8 |
| | BONO MARIA JUSTINA | St Estève | 2004 | 9.7 | 12.5 | 12.1 | 12.5 | 46.8 |
| 22 | DOUGHERTY KATHLEEN | Yerres | 2004 | 11.1 | 11.5 | 11.5 | 12.6 | 46.7 |
| | BONO FLORENCIA-MARIA | St Estève | 2008 | 10.6 | 11.7 | 12.2 | 12.2 | 46.7 |
| 24 | TAGHI CATHY | Muret | 2007 | 10.8 | 10.9 | 12.1 | 12.7 | 46.5 |
| 25 | LIAGRE LUCIE | St Estève | 2005 | 11.0 | 12.0 | 11.0 | 12.3 | 46.3 |
| 26 | NOEL GAU MAILYS | Muret | 2003 | 11.2 | 11.6 | 11.7 | 11.7 | 46.2 |
| 27 | LORMELE MARINE | Chilly Morangis | 2004 | 10.2 | 12.4 | 10.7 | 12.7 | 46.0 |
| 28 | RODRIGUEZ DE ARAUJO CANELLE | Muret | 2007 | 10.9 | 12.1 | 11.4 | 11.5 | 45.9 |
| 29 | COCHET JULIE | Chilly Morangis | 2003 | 10.4 | 11.0 | 11.5 | 12.8 | 45.7 |
| | BEN ELKRAFI CHAMA | St Martin d hères | 2008 | 10.5 | 11.1 | 11.5 | 12.6 | 45.7 |

| | | | | | | | | |
|----|----------------------|-----------------|------|------|------|------|------|------|
| 31 | DELAFORGE ZELIA | UFOLEP 63 | 2004 | 10.0 | 11.0 | 12.0 | 12.3 | 45.3 |
| 32 | BOURDEN ALICE | Muret | 2006 | 10.8 | 11.4 | 11.5 | 11.4 | 45.1 |
| 33 | HENRY CLARA | Voreppe | 2008 | 10.7 | 12.1 | 10.9 | 11.3 | 45.0 |
| 34 | TEIXIDO ANNA | St Estève | 2005 | 10.2 | 10.4 | 12.4 | 11.9 | 44.9 |
| 35 | LATRECHE AMBRE | Heyrieux | 2008 | 11.1 | 11.3 | 10.4 | 12.0 | 44.8 |
| 36 | JOUDOUX NOELIE | Yerres | 2005 | 9.5 | 11.1 | 11.6 | 12.3 | 44.5 |
| 37 | BAUP PACTEAU ALIX | Muret | 2008 | 10.0 | 12.2 | 10.7 | 11.4 | 44.3 |
| 38 | MASSON EMA | UFOLEP 63 | 2008 | 9.9 | 11.0 | 11.1 | 12.2 | 44.2 |
| 39 | PANISSARD CELIA | Muret | 2006 | 11.0 | 8.3 | 12.0 | 12.6 | 43.9 |
| 40 | TARGHAOUI CHIMENE | Voreppe | 2005 | 10.7 | 9.6 | 11.2 | 12.3 | 43.8 |
| 41 | GRENET ROMANE | UFOLEP 63 | 2007 | 10.2 | 11.2 | 9.8 | 12.0 | 43.2 |
| 42 | MOSNIER MANON | UFOLEP 63 | 2006 | 10.1 | 11.3 | 11.0 | 10.7 | 43.1 |
| 43 | JEGOU JADE | Chilly Morangis | 2004 | 9.6 | 12.2 | 11.2 | 9.5 | 42.5 |
| 44 | PINET ALVERGNAS TESS | UFOLEP 63 | 2007 | 10.2 | 8.1 | 11.0 | 11.2 | 40.5 |
| 45 | MARTIN ELSA | Heyrieux | 2008 | 10.5 | 11.5 | 11.9 | 6.1 | 40.0 |
| 46 | EGHA AGHE MAELYS | Heyrieux | 2005 | 0.0 | 0.0 | 0.0 | 0.0 | 0.0 |
| | PERIGARD ANAIS | Heyrieux | 2008 | 0.0 | 0.0 | 0.0 | 0.0 | 0.0 |
| | | Heyrieux | 0 | 0.0 | 0.0 | 0.0 | 0.0 | 0.0 |

5. FEMININ NIVEAU4 11-15 ans . SA_DA (individuels)

5.1. Résultats par équipes

| | Equipe | Club |  |  |  |  | Total |
|----|---------------------|-----------------------------------|--|---|---|---|-------|
| 1 | Conflans | 78--PLM Conflans Gym | 33.5 | 38.0 | 35.8 | 36.2 | 143.5 |
| 2 | Marquette-lez-lille | 59--St-Michel-Sports | 33.0 | 36.8 | 35.3 | 36.2 | 141.3 |
| 3 | Jonage | 38--Jonage gymnastique | 33.7 | 37.4 | 32.6 | 36.7 | 140.4 |
| 4 | Yerres | 91--Gym club yerrois | 33.2 | 36.3 | 34.6 | 36.2 | 140.3 |
| 5 | Riorges | 42--Olympique riorges gymnastique | 31.7 | 37.6 | 34.2 | 36.6 | 140.1 |
| 6 | Perpignan | 66--Uscm | 33.1 | 36.9 | 33.7 | 36.3 | 140.0 |
| 7 | Bron | 69--Amicale Laïque de Bron | 33.3 | 36.2 | 34.7 | 35.0 | 139.2 |
| | Cambrai | 59--Cambrai | 32.0 | 38.0 | 34.2 | 35.0 | 139.2 |
| 9 | Villette d Anthon | 69--Villette gym | 33.1 | 36.4 | 34.1 | 35.4 | 139.0 |
| 10 | Fumel | 47--A s gym fumel | 32.5 | 35.9 | 35.4 | 34.1 | 137.9 |
| 11 | La cantalienne 1 | 15--La cantalienne | 31.7 | 36.2 | 33.8 | 33.9 | 135.6 |
| 12 | A. Dreux | 28--Alliance de dreux gymnastique | 31.4 | 35.9 | 31.6 | 35.8 | 134.7 |
| 13 | UFOLEP 63 | 63--Cournon d'Auvergne Gym | 31.3 | 37.2 | 30.6 | 33.5 | 132.6 |

5.2. Résultats individuels

| | Gymnaste | Equipe | Annee |  |  |  |  | Total |
|----|----------------------|---------------------|-------|--|---|---|---|-------|
| 1 | KEWORK-GENNA ELSA | Villette d Anthon | 2008 | 11.2 | 13.0 | 12.2 | 12.1 | 48.5 |
| 2 | KERVALLA MELISSA | Conflans | 2006 | 10.7 | 12.7 | 12.6 | 12.3 | 48.3 |
| 3 | SAVARY ANAIS | Marquette-lez-lille | 2009 | 11.1 | 12.5 | 12.3 | 12.2 | 48.1 |
| 4 | BONHOMME MAELYS | Conflans | 2007 | 12.0 | 12.3 | 11.3 | 12.2 | 47.8 |
| | HEGO LOUISE | Cambrai | 2010 | 11.2 | 12.9 | 11.5 | 12.2 | 47.8 |
| 6 | VENDITTELLI SARA | Perpignan | 2006 | 11.2 | 12.6 | 11.4 | 12.2 | 47.4 |
| | GUITTON ANOUK | Riorges | 2009 | 10.9 | 12.9 | 11.2 | 12.4 | 47.4 |
| 8 | STALLAERTS LALIE | Yerres | 2008 | 11.1 | 12.3 | 11.5 | 12.2 | 47.1 |
| 9 | DO NASCIMENTO LOUANE | Jonage | 2008 | 12.4 | 12.6 | 10.2 | 11.7 | 46.9 |
| | DELANGUE HONORINE | Marquette-lez-lille | 2007 | 11.0 | 12.1 | 11.6 | 12.2 | 46.9 |
| 11 | PIERRON GAELLE | Conflans | 2006 | 10.8 | 12.6 | 11.7 | 11.7 | 46.8 |
| | JOUDOUX AMBRE | Yerres | 2007 | 11.0 | 11.4 | 12.1 | 12.3 | 46.8 |
| 13 | CHAN KUN WA ORIANNE | A. Dreux | 2007 | 10.3 | 12.6 | 11.5 | 12.3 | 46.7 |
| 14 | KERMICHE MEISSA | Bron | 2009 | 11.1 | 12.4 | 11.0 | 11.9 | 46.4 |
| 15 | BOUYSSOU ANA | Fumel | 2008 | 10.9 | 11.9 | 11.8 | 11.7 | 46.3 |
| | DESPATURES AUBANE | Marquette-lez-lille | 2009 | 10.9 | 12.2 | 11.4 | 11.8 | 46.3 |
| 17 | FAIDI MELINA | Perpignan | 2009 | 10.8 | 11.9 | 11.3 | 12.1 | 46.1 |
| | BORDE LUCIE | Villette d Anthon | 2009 | 11.1 | 12.3 | 11.1 | 11.6 | 46.1 |
| 19 | NICOLAS ELISE | La cantalienne 1 | 2009 | 10.5 | 12.0 | 11.3 | 12.0 | 45.8 |
| | BARRE JULIE | Fumel | 2006 | 10.7 | 12.6 | 11.2 | 11.3 | 45.8 |
| 21 | CREPET CHLOE | Jonage | 2007 | 10.9 | 11.9 | 11.0 | 11.9 | 45.7 |
| | MERAI YOSRA | Bron | 2008 | 11.0 | 12.1 | 11.6 | 11.0 | 45.7 |
| 23 | POTIEZ EMILIE | Yerres | 2008 | 10.8 | 11.9 | 11.0 | 11.7 | 45.4 |
| 24 | BISSUEL MARION | Riorges | 2008 | 10.3 | 12.1 | 10.7 | 12.1 | 45.2 |
| | PELLETIER YAELE | Fumel | 2008 | 10.9 | 11.4 | 11.8 | 11.1 | 45.2 |
| 26 | BOUKHNOUCH SALMA | Jonage | 2006 | 10.0 | 12.3 | 10.6 | 12.2 | 45.1 |
| 27 | SCHMIDT ROMANE | Cambrai | 2010 | 9.7 | 12.3 | 11.1 | 11.9 | 45.0 |
| 28 | BULCKE HELOISE | Yerres | 2008 | 10.4 | 12.1 | 10.8 | 11.6 | 44.9 |

| | | | | | | | | |
|----|-----------------------------|---------------------|------|------|------|------|------|------|
| | SOULAGE ALICE | La cantalienne 1 | 2009 | 10.4 | 11.7 | 11.6 | 11.2 | 44.9 |
| | BOST MARYNAIS | Riorges | 2010 | 10.1 | 11.2 | 11.8 | 11.8 | 44.9 |
| 31 | SAVINE SARA | Perpignan | 2007 | 9.8 | 12.4 | 11.0 | 11.5 | 44.7 |
| | MACHISSOT AURIANE | UFOLEP 63 | 2008 | 10.4 | 12.5 | 10.2 | 11.6 | 44.7 |
| 33 | GALLIEN CALVET CAMILLE | Yerres | 2007 | 11.1 | 11.5 | 10.3 | 11.6 | 44.5 |
| | EL KOUCH SIHAM | Marquette-lez-lille | 2007 | 10.0 | 12.0 | 10.8 | 11.7 | 44.5 |
| 35 | GAYAT VICTORINE | Riorges | 2009 | 10.3 | 11.4 | 11.0 | 11.6 | 44.3 |
| 36 | CHACON EMELINE | Perpignan | 2007 | 11.1 | 11.2 | 9.9 | 12.0 | 44.2 |
| 37 | DUCHAZEAU BENEIX JEANNE | Bron | 2007 | 9.1 | 11.7 | 12.1 | 11.1 | 44.0 |
| 38 | DAO LUNA | Conflans | 2006 | 10.2 | 12.7 | 11.3 | 9.7 | 43.9 |
| 39 | CAVANIE CARBONNEL ZELIE | La cantalienne 1 | 2009 | 10.7 | 12.5 | 10.2 | 10.3 | 43.7 |
| | DECOMBAT LOANN | UFOLEP 63 | 2006 | 9.5 | 12.5 | 10.4 | 11.3 | 43.7 |
| 41 | STEINBACH MELOE | Fumel | 2006 | 10.6 | 10.4 | 11.8 | 10.8 | 43.6 |
| 42 | STEVENON NOEMIE | Jonage | 2008 | 10.3 | 12.5 | 8.2 | 12.4 | 43.4 |
| 43 | LOSA LEONIE | Jonage | 2007 | 10.4 | 11.2 | 11.0 | 10.7 | 43.3 |
| 44 | DRICI LINA | Riorges | 2010 | 10.5 | 9.3 | 11.1 | 12.1 | 43.0 |
| 45 | GUEMAS LEA | A. Dreux | 2009 | 11.0 | 11.1 | 10.0 | 10.6 | 42.7 |
| 46 | ROUZEAU GARANCE | A. Dreux | 2008 | 9.8 | 11.3 | 9.7 | 11.8 | 42.6 |
| 47 | BABOIN ANGELINA | A. Dreux | 2008 | 10.1 | 11.5 | 9.2 | 11.7 | 42.5 |
| 48 | BONORA AMBRE | Villette d Anthon | 2010 | 9.6 | 11.1 | 10.8 | 10.9 | 42.4 |
| 49 | REDON LOUANE | A. Dreux | 2010 | 10.0 | 11.8 | 10.1 | 10.0 | 41.9 |
| 50 | CASQUET CLARA | Villette d Anthon | 2008 | 10.5 | 10.4 | 9.0 | 11.7 | 41.6 |
| 51 | FREITAS TAÏS | UFOLEP 63 | 2007 | 10.0 | 11.5 | 9.4 | 10.6 | 41.5 |
| 52 | DE FREITAS LILA | Cambrai | 2009 | 10.0 | 11.8 | 8.7 | 10.9 | 41.4 |
| 53 | MARTRES LISE | La cantalienne 1 | 2009 | 9.5 | 11.7 | 10.8 | 9.3 | 41.3 |
| | CHIARILLI JEANNE | UFOLEP 63 | 2009 | 9.6 | 11.5 | 9.7 | 10.5 | 41.3 |
| 55 | LAFFINEUR ANAIS | Jonage | 2008 | 10.0 | 11.5 | 7.0 | 12.1 | 40.6 |
| 56 | RICQUEBOURG-MAYEUX LAURA | Villette d Anthon | 2009 | 10.8 | 9.5 | 8.9 | 11.3 | 40.5 |
| | RAMOS LOUANE | UFOLEP 63 | 2008 | 9.5 | 12.2 | 10.0 | 8.8 | 40.5 |
| 58 | LUCIANI ELISA | Bron | 2008 | 9.6 | 9.9 | 10.2 | 10.7 | 40.4 |
| 59 | GUIBE ODIN CAMILLE | Perpignan | 2006 | 10.4 | 10.1 | 10.3 | 9.5 | 40.3 |
| | GLAUDE LOUNA | La cantalienne 1 | 2010 | 10.5 | 10.0 | 9.6 | 10.2 | 40.3 |
| 61 | ROLLAND MELANIE | Marquette-lez-lille | 2006 | 9.5 | 11.0 | 9.6 | 10.1 | 40.2 |
| 62 | DELFOLIE LISON | Cambrai | 2009 | 10.8 | 11.0 | 7.1 | 10.9 | 39.8 |
| 63 | CRUIZIAT ROMANE | Villette d Anthon | 2009 | 9.0 | 10.9 | 9.1 | 10.7 | 39.7 |
| 64 | VUARAND JULIE | La cantalienne 1 | 2009 | 10.1 | 7.9 | 10.9 | 10.7 | 39.6 |
| 65 | COPIN BERENICE | A. Dreux | 2008 | 10.1 | 8.5 | 9.2 | 11.0 | 38.8 |
| 66 | DANESE LOUANE | UFOLEP 63 | 2008 | 10.9 | 9.0 | 9.5 | 8.9 | 38.3 |
| 67 | ROJAS VALENTINE | Bron | 2009 | 11.2 | 4.4 | 10.3 | 12.0 | 37.9 |
| 68 | AUBRY EMMY | Riorges | 2010 | 0.0 | 12.6 | 11.2 | 9.5 | 33.3 |
| 69 | GARRE SUZIE | Conflans | 2007 | 0.0 | 11.2 | 11.5 | 10.4 | 33.1 |
| 70 | BOUCHOUIEFF LENA | Fumel | 2007 | 8.8 | 9.3 | 5.0 | 9.3 | 32.4 |
| 71 | DHOLLANDE LILOU | Cambrai | 2009 | 0.0 | 12.8 | 11.6 | 0.0 | 24.4 |
| 72 | GUILLET THAIS | Conflans | 2007 | 0.0 | 0.0 | 0.0 | 0.0 | 0.0 |
| | | Yerres | 0 | 0.0 | 0.0 | 0.0 | 0.0 | 0.0 |
| | | Perpignan | 0 | 0.0 | 0.0 | 0.0 | 0.0 | 0.0 |
| | HAMADY MAÏMOUNA | Bron | 2010 | 0.0 | 0.0 | 0.0 | 0.0 | 0.0 |
| | DANNACHER MADELINE | Fumel | 2008 | 0.0 | 0.0 | 0.0 | 0.0 | 0.0 |
| | | Cambrai | 0 | 0.0 | 0.0 | 0.0 | 0.0 | 0.0 |
| | CRUNELLE MARGAUX | Marquette-lez-lille | 2007 | 0.0 | 0.0 | 0.0 | 0.0 | 0.0 |

6. FEMININ NIVEAU6 11-18 ans . SA_DA (B) (individuels)

6.1. Résultats par équipes

| | Equipe | Club |  |  |  |  | Total |
|----|--------------------|------------------------------------|--|---|---|---|-------|
| 1 | LUC gym | 59--Luc gym | 42.8 | 42.2 | 44.1 | 44.3 | 173.4 |
| 2 | St just st rambert | 42--Fjep st-just st-rambert | 42.0 | 43.7 | 42.3 | 41.4 | 169.4 |
| 3 | Guines | 62--La patriote de guines | 42.4 | 41.5 | 40.8 | 43.1 | 167.8 |
| 4 | Montereau | 77--Cs montereau | 41.3 | 42.8 | 40.3 | 42.8 | 167.2 |
| 5 | Voisins | 78--Voisins | 41.8 | 42.2 | 39.7 | 43.2 | 166.9 |
| 6 | Blaye | 33--A.L.BLAYE GYM | 42.4 | 41.5 | 38.5 | 43.2 | 165.6 |
| 7 | Gerzat | 63--Etoile Sportive Gerzatoise | 41.5 | 41.1 | 40.7 | 41.8 | 165.1 |
| 8 | Gargenville | 78--Espérance de gargenville | 40.1 | 42.7 | 40.8 | 41.4 | 165.0 |
| 9 | Trets 2 | 13--Gymnastique sportive tretsoise | 41.7 | 42.6 | 39.4 | 41.1 | 164.8 |
| 10 | Orsay | 91--Caorsay | 42.0 | 41.6 | 39.5 | 39.5 | 162.6 |
| 11 | Combronde | 63--COMBRONDE GYM | 41.7 | 39.9 | 37.3 | 41.8 | 160.7 |
| 12 | Vineuil | 41--Vineuil sports gym. artistique | 39.4 | 40.4 | 37.2 | 41.5 | 158.5 |





6.2. Résultats individuels

| | Gymnaste | Equipe | Annee |  |  |  |  | Total |
|----|------------------------|--------------------|-------|--|---|---|---|-------|
| 1 | BOUTCHICHE MAYSSANE | St just st rambert | 2010 | 10.9 | 11.2 | 11.4 | 11.1 | 44.6 |
| 2 | AURELLE FLAVIE | St just st rambert | 2006 | 10.5 | 11.1 | 10.8 | 11.3 | 43.7 |
| 3 | BRAME CLEO | LUC gym | 2005 | 10.9 | 10.3 | 11.0 | 11.1 | 43.3 |
| | HENRI DAPHNEE | LUC gym | 2008 | 10.4 | 10.6 | 11.3 | 11.0 | 43.3 |
| 5 | JEAN CLEMENTINE | LUC gym | 2006 | 10.5 | 10.6 | 10.8 | 11.1 | 43.0 |
| 6 | CAILLIER LOUISIE | Guines | 2009 | 10.9 | 11.1 | 10.0 | 10.9 | 42.9 |
| | EYRAUD MAIWENN | Blaye | 2007 | 10.8 | 10.7 | 10.3 | 11.1 | 42.9 |
| 8 | MENHOUK LUCIE | Gargenville | 2009 | 11.1 | 10.8 | 9.9 | 11.0 | 42.8 |
| | LEFEBVRE HELIA | Voisins | 2006 | 10.3 | 11.1 | 10.1 | 11.3 | 42.8 |
| | VERSLYPE MAHE | LUC gym | 2009 | 11.0 | 10.2 | 10.8 | 10.8 | 42.8 |
| 11 | RICHE CHLOE | Montereau | 2007 | 10.3 | 10.7 | 10.9 | 10.8 | 42.7 |
| 12 | TORTOSA ERIKA | Gerzat | 2010 | 10.7 | 10.3 | 11.1 | 10.3 | 42.4 |
| 13 | EVARD MAYLIS | Guines | 2007 | 10.3 | 10.2 | 10.9 | 10.8 | 42.2 |
| | DUARTE LAURENCO CLARA | Gerzat | 2010 | 10.4 | 10.8 | 10.0 | 11.0 | 42.2 |
| 15 | CANDELON ANGELINE | Voisins | 2007 | 10.7 | 10.8 | 9.4 | 11.2 | 42.1 |
| | BOURGOGNE CLARISSE | Trets 2 | 2005 | 11.0 | 10.6 | 10.7 | 9.8 | 42.1 |
| 17 | LECOMTE TANAI | LUC gym | 2008 | 9.9 | 10.7 | 10.3 | 11.1 | 42.0 |
| | DAVID MAZANCIEUX MANON | St just st rambert | 2005 | 9.8 | 10.9 | 11.1 | 10.2 | 42.0 |
| 19 | JANIN EVELYNE | Trets 2 | 2005 | 10.3 | 10.1 | 10.7 | 10.7 | 41.8 |
| 20 | DEVOS THEA | LUC gym | 2008 | 9.6 | 10.2 | 11.0 | 10.7 | 41.5 |
| 21 | BRAGARD ELOISE | Orsay | 2006 | 10.7 | 10.7 | 9.6 | 10.4 | 41.4 |
| | GEFFARD LILOU | Orsay | 2004 | 11.0 | 10.4 | 9.8 | 10.2 | 41.4 |
| 23 | ADRIANSEN FAUSTINE | Guines | 2004 | 10.5 | 10.3 | 9.8 | 10.7 | 41.3 |
| 24 | PRAYER FANNY | Montereau | 2004 | 10.3 | 11.0 | 9.1 | 10.7 | 41.1 |
| | SUAREZ FLEUR | Voisins | 2009 | 10.7 | 9.8 | 9.9 | 10.7 | 41.1 |
| | MAGENDIE JULIETTE | Blaye | 2007 | 10.6 | 10.2 | 9.1 | 11.2 | 41.1 |

| | | | | | | | | |
|----|------------------------------|--------------------|------|------|------|------|------|------|
| 27 | DE WITTELEIR CANDICE | Voisins | 2009 | 10.1 | 10.5 | 10.3 | 10.0 | 40.9 |
| 28 | BOULOGNE INES | Guines | 2008 | 10.3 | 9.9 | 9.9 | 10.5 | 40.6 |
| 29 | DE MIRANDA INES | Gerzat | 2008 | 10.3 | 10.0 | 10.3 | 9.8 | 40.4 |
| 30 | AMADOU RIMADO | Montereau | 2007 | 10.7 | 8.4 | 10.5 | 10.6 | 40.2 |
| 31 | GAZZINI SOLENE | Gargenville | 2009 | 8.9 | 10.8 | 10.6 | 9.8 | 40.1 |
| | TEYTAUD LUDIVINE | Vineuil | 2009 | 10.0 | 10.0 | 9.7 | 10.4 | 40.1 |
| 33 | VALLEAU MANON | Blaye | 2005 | 9.9 | 10.3 | 9.3 | 10.5 | 40.0 |
| | BOUILLOT DAVAL FAUSTINE | Combronde | 2009 | 11.0 | 9.6 | 8.8 | 10.6 | 40.0 |
| 35 | THEPAUT LEANE | Orsay | 2007 | 10.2 | 10.5 | 9.7 | 9.5 | 39.9 |
| | NEFF SARAH | Trets 2 | 2007 | 10.4 | 10.8 | 8.7 | 10.0 | 39.9 |
| 37 | MANIEZ LISON | Combronde | 2005 | 10.3 | 10.4 | 9.7 | 9.4 | 39.8 |
| 38 | REBIERE MILLA | Gerzat | 2010 | 10.1 | 10.0 | 9.2 | 10.3 | 39.6 |
| | RICHARD KILYANE | Combronde | 2008 | 9.5 | 8.8 | 10.1 | 11.2 | 39.6 |
| 40 | LAVIGNAC MORGANE | Blaye | 2006 | 10.3 | 10.3 | 8.7 | 10.1 | 39.4 |
| 41 | DIABIRA FATIMA | Orsay | 2007 | 10.1 | 9.7 | 10.1 | 9.4 | 39.3 |
| 42 | GANDOIN MAELLE | Montereau | 2008 | 10.0 | 9.3 | 9.2 | 10.7 | 39.2 |
| | BARBEY JEANNE | Orsay | 2007 | 9.9 | 10.0 | 9.9 | 9.4 | 39.2 |
| 44 | PENY CLELIA | Gerzat | 2004 | 9.8 | 9.8 | 9.3 | 10.2 | 39.1 |
| 45 | GODDE EMELINE | Gargenville | 2008 | 9.4 | 10.9 | 9.8 | 8.9 | 39.0 |
| 46 | YAHIAOUI MANTOUT EMA | St just st rambert | 2009 | 10.8 | 10.5 | 9.0 | 8.6 | 38.9 |
| | AUGUSTO ENORA | Vineuil | 2006 | 9.7 | 10.1 | 8.4 | 10.7 | 38.9 |
| 48 | BOURDIN CLEMENCE | Guines | 2008 | 10.7 | 7.4 | 10.0 | 10.7 | 38.8 |
| 49 | FERHAT JAPPINI AISHA | Montereau | 2008 | 9.9 | 10.3 | 8.5 | 10.0 | 38.7 |
| | BLANC MAELYS | Vineuil | 2006 | 10.1 | 10.0 | 9.0 | 9.6 | 38.7 |
| 51 | ETIENNE LEA | Trets 2 | 2007 | 10.0 | 9.3 | 8.7 | 10.6 | 38.6 |
| | FRESNAY CLÉMENTINE | Vineuil | 2006 | 9.2 | 10.3 | 10.1 | 9.0 | 38.6 |
| 53 | DAGUSE SALOMÉ | Vineuil | 2005 | 9.6 | 10.0 | 8.2 | 10.7 | 38.5 |
| 54 | POIGNANT HOURLIER JUSTINE | Montereau | 2005 | 9.6 | 10.8 | 9.7 | 8.0 | 38.1 |
| 55 | DUVAL JADE | Gargenville | 2005 | 9.8 | 10.2 | 8.0 | 9.9 | 37.9 |
| | MATHLOUDI DIANA | Trets 2 | 2006 | 9.7 | 10.6 | 9.3 | 8.3 | 37.9 |
| | CHAMBARAUD LUDIVINE | Blaye | 2006 | 10.7 | 7.0 | 9.8 | 10.4 | 37.9 |
| 58 | LECOINTE JULIA | Orsay | 2006 | 10.0 | 9.7 | 9.7 | 8.4 | 37.8 |
| | BAUREZ LOUISE | Combronde | 2010 | 10.4 | 9.8 | 7.0 | 10.6 | 37.8 |
| 60 | MANZONI PERRET ELINA | Trets 2 | 2006 | 9.8 | 10.6 | 7.7 | 9.4 | 37.5 |
| 61 | SALINAS APOLLINE | St just st rambert | 2003 | 9.1 | 10.5 | 8.9 | 8.8 | 37.3 |
| 62 | GARCIA NOEMIE | St just st rambert | 2005 | 9.8 | 10.3 | 8.8 | 8.2 | 37.1 |
| | VERDAIME NEELA | Blaye | 2009 | 9.0 | 9.8 | 8.5 | 9.8 | 37.1 |
| 64 | VERSEPUY ENORA | Combronde | 2005 | 9.0 | 10.1 | 8.7 | 9.1 | 36.9 |
| 65 | DOUSSAINT SARAH | Gargenville | 2004 | 9.6 | 9.8 | 8.6 | 8.3 | 36.3 |
| 66 | BRUSSEL ADELÈ | Guines | 2009 | 10.1 | 8.6 | 9.2 | 8.3 | 36.2 |
| 67 | GUITTARD OPALE | Combronde | 2010 | 10.0 | 9.2 | 7.1 | 9.4 | 35.7 |
| 68 | BALDACCI MAELLE | Gargenville | 2006 | 9.6 | 4.8 | 10.5 | 10.7 | 35.6 |
| 69 | FABIEN SANDRA | Voisins | 2006 | 8.5 | 8.3 | 8.7 | 9.4 | 34.9 |
| 70 | THENOT MARIE | Vineuil | 2005 | 9.6 | 6.9 | 7.3 | 9.7 | 33.5 |
| 71 | SANCHEZ AZEMA | Gerzat | 2009 | 8.5 | 5.0 | 8.9 | 9.7 | 32.1 |
| 72 | NETO RACHEL | Voisins | 2004 | 0.0 | 0.0 | 0.0 | 0.0 | 0.0 |

7. FEMININ NIVEAU3 11 + . SA_DA (individuels)

7.1. Résultats par équipes

| | Equipe | Club |  |  |  |  | Total |
|----|---------------------|---|--|---|---|---|-------|
| 1 | St just st rambert | 42--Fjep st-just st-rambert | 36.9 | 39.7 | 39.2 | 39.2 | 155.0 |
| 2 | Haisnes | 62--Haisnes R'gym | 35.8 | 37.5 | 39.1 | 39.2 | 151.6 |
| 3 | Loriol | 26--Groupe omnisports loriolais (gol) | 33.7 | 38.5 | 37.9 | 40.2 | 150.3 |
| 4 | UFOLEP 63 | 63--Cournon d'Auvergne Gym | 34.8 | 37.3 | 39.7 | 38.4 | 150.2 |
| 5 | Vaires | 77--Us Vaires | 35.4 | 37.5 | 37.5 | 39.0 | 149.4 |
| 6 | Riorges | 42--Olympique riorges gymnastique | 32.7 | 38.1 | 39.2 | 38.8 | 148.8 |
| 7 | Gradignan Gymnix | 33--Gymnix | 33.0 | 38.7 | 37.4 | 39.0 | 148.1 |
| 8 | Carvin | 62--Carvin | 34.4 | 38.1 | 36.4 | 39.1 | 148.0 |
| 9 | Eragny | 95--Gsa eragny | 32.2 | 38.8 | 38.0 | 38.6 | 147.6 |
| 10 | Cysoing | 59--Progres cysonien | 33.5 | 36.1 | 37.6 | 39.5 | 146.7 |
| 11 | Artannes | 37--Gymnastique enfants artannes | 33.2 | 37.8 | 36.6 | 39.0 | 146.6 |
| | UFOLEP 33 | 33--Entente sportive blanquefort | 34.4 | 36.1 | 37.7 | 38.4 | 146.6 |
| 13 | Les Clayes | 78--Les Clayes de la Gym | 30.9 | 38.1 | 36.2 | 39.1 | 144.3 |
| 14 | Marcy charbonnières | 69--Gymnastique Marcy Charbonnières (GMC) | 34.0 | 35.6 | 35.6 | 39.0 | 144.2 |
| 15 | Tours GC | 37--Tours Gymnastique Club | 32.4 | 37.1 | 36.4 | 36.6 | 142.5 |
| 16 | Morsang sur orge | 91--Morsang sur Orge | 31.0 | 37.1 | 35.0 | 38.3 | 141.4 |

7.2. Résultats individuels

| | Gymnaste | Equipe | Annee |  |  |  |  | Total |
|----|----------------------|---------------------|-------|--|---|---|---|-------|
| 1 | DUMALIN SOPHIE | UFOLEP 63 | 1996 | 13.0 | 13.6 | 13.6 | 13.3 | 53.5 |
| 2 | MUSELLE LOLA | St just st rambert | 2005 | 12.9 | 13.1 | 12.4 | 13.6 | 52.0 |
| 3 | COUILLAUD CAMILLE | Vaires | 2002 | 13.0 | 13.0 | 12.7 | 13.2 | 51.9 |
| | FERREIRA LILOU | St just st rambert | 2008 | 12.5 | 13.1 | 13.3 | 13.0 | 51.9 |
| 5 | PROUTEAU MARINE | Morsang sur orge | 1996 | 11.6 | 13.2 | 12.9 | 13.3 | 51.0 |
| | DUCHET ALYCIA | Haisnes | 2001 | 13.2 | 11.8 | 12.5 | 13.5 | 51.0 |
| 7 | JOSY VILTARD DEBORAH | Eragny | 2005 | 11.9 | 12.6 | 13.6 | 12.8 | 50.9 |
| 8 | PAIN MANON | Cysoing | 2003 | 11.8 | 12.3 | 13.2 | 13.4 | 50.7 |
| 9 | BOUCHILLOU CLARA | Marcy charbonnières | 2001 | 13.1 | 12.3 | 11.9 | 13.3 | 50.6 |
| 10 | DESPLANQUE LILOU | Carvin | 2006 | 12.1 | 13.0 | 12.4 | 12.8 | 50.3 |
| | SEMET AMBRE | Artannes | 2004 | 11.2 | 13.1 | 12.6 | 13.4 | 50.3 |
| 12 | VERNE MARISSA | UFOLEP 33 | 1999 | 12.0 | 12.2 | 12.8 | 13.0 | 50.0 |
| 13 | BOUJOT PAULINE | Riorges | 1997 | 10.7 | 13.5 | 12.9 | 12.8 | 49.9 |
| | TERRASSON FLORIANE | Gradignan Gymnix | 1995 | 11.5 | 13.2 | 12.0 | 13.2 | 49.9 |
| 15 | BATATA ADELIN | Carvin | 1996 | 10.9 | 13.0 | 11.9 | 13.5 | 49.3 |
| 16 | REBAUD CHARLOTTE | St just st rambert | 2003 | 10.8 | 13.1 | 12.8 | 12.5 | 49.2 |
| | NADAUD ANAIS | Loriol | 2007 | 10.3 | 13.1 | 12.4 | 13.4 | 49.2 |
| | DURROUX MALOU | Gradignan Gymnix | 1995 | 10.8 | 12.7 | 12.7 | 13.0 | 49.2 |
| 19 | GENETTE MANDY | Loriol | 2001 | 10.9 | 12.3 | 12.5 | 13.4 | 49.1 |
| | DUQUESNOY ALEX | Haisnes | 1997 | 11.2 | 12.2 | 13.2 | 12.5 | 49.1 |
| 21 | MOINE CLARA | Loriol | 2006 | 12.2 | 12.4 | 11.0 | 13.4 | 49.0 |

| | | | | | | | | |
|----|----------------------------|---------------------|------|------|------|------|------|------|
| 22 | CASTANER MARIE | UFOLEP 33 | 1988 | 11.6 | 12.8 | 11.8 | 12.7 | 48.9 |
| 23 | FROBERT ELISE | Riorges | 2002 | 9.7 | 12.6 | 13.5 | 13.0 | 48.8 |
| 24 | JARRIER-STETTIN JULIE | Les Clayes | 2000 | 10.5 | 13.1 | 11.8 | 13.3 | 48.7 |
| | EISENBARTH JODY | Eragny | 2005 | 9.8 | 13.0 | 12.7 | 13.2 | 48.7 |
| 26 | DERRIEN SHEYENNE | UFOLEP 63 | 2003 | 10.9 | 12.2 | 12.5 | 12.7 | 48.3 |
| 27 | PAUWELS ROSALIE | Cysoing | 2004 | 10.9 | 11.9 | 11.9 | 13.3 | 48.0 |
| 28 | LEQUIEN MARINE | Carvin | 2000 | 11.4 | 11.8 | 11.7 | 12.8 | 47.7 |
| 29 | TOUREY AMBRINE | Riorges | 1998 | 11.2 | 10.6 | 12.8 | 13.0 | 47.6 |
| | DINGER DILANA | Gradignan Gymnix | 2000 | 10.7 | 12.2 | 11.9 | 12.8 | 47.6 |
| 31 | DAVID MAËLLE | Artannes | 2008 | 11.0 | 12.2 | 12.2 | 12.1 | 47.5 |
| 32 | SAUTET DIANE | Les Clayes | 2001 | 10.2 | 12.5 | 12.2 | 12.5 | 47.4 |
| 33 | GARREYN MARIE | Cysoing | 2003 | 10.5 | 11.4 | 12.5 | 12.8 | 47.2 |
| | PERRAUD MAELLE | Marcy charbonnières | 2005 | 9.9 | 11.9 | 12.2 | 13.2 | 47.2 |
| | FERREIRA LOUANE | St just st rambert | 2004 | 11.2 | 11.9 | 11.5 | 12.6 | 47.2 |
| | TOMAS ANGEL | Loriol | 2007 | 10.0 | 11.6 | 12.3 | 13.3 | 47.2 |
| 37 | BAULARD SARAH | Gradignan Gymnix | 2001 | 9.3 | 12.7 | 12.4 | 12.6 | 47.0 |
| 38 | BONVIN OCÉANE | Artannes | 2000 | 10.1 | 12.3 | 11.7 | 12.7 | 46.8 |
| | GAULTIER CANDICE | Artannes | 2005 | 11.0 | 11.1 | 11.8 | 12.9 | 46.8 |
| | LIMONCHE--FURBAULT EMMA | UFOLEP 33 | 2004 | 9.9 | 11.1 | 13.1 | 12.7 | 46.8 |
| | GIRARD ANNE | Tours GC | 1992 | 10.5 | 12.0 | 12.1 | 12.2 | 46.8 |
| | MELLIN MANON | Haisnes | 1997 | 11.4 | 12.0 | 10.8 | 12.6 | 46.8 |
| 43 | LALLOZ MATHILDE | Tours GC | 1983 | 10.9 | 11.0 | 12.0 | 12.6 | 46.5 |
| | LUBINEAU LAURINE | Tours GC | 1998 | 11.0 | 12.8 | 11.5 | 11.2 | 46.5 |
| 45 | ADRIEN JULIE | Les Clayes | 1995 | 10.2 | 11.3 | 11.6 | 13.3 | 46.4 |
| | DEBAH LILYA | Les Clayes | 1998 | 9.5 | 12.5 | 12.2 | 12.2 | 46.4 |
| | AMOS MAELIE | Carvin | 2005 | 10.4 | 11.4 | 12.1 | 12.5 | 46.4 |
| 48 | JUILLARD CHLOE | UFOLEP 63 | 2005 | 10.8 | 11.5 | 11.7 | 12.3 | 46.3 |
| | GUICHARD LOLA | Tours GC | 2001 | 10.2 | 12.3 | 12.3 | 11.5 | 46.3 |
| 50 | ANSART COLINE | Morsang sur orge | 1994 | 9.9 | 12.4 | 11.1 | 12.8 | 46.2 |
| 51 | THOTHE CLARA | Carvin | 2001 | 10.3 | 11.9 | 11.2 | 12.6 | 46.0 |
| 52 | CHAMBERT ESTHER | Riorges | 1993 | 10.8 | 12.0 | 11.2 | 11.9 | 45.9 |
| 53 | BERGAGNA ORNELLA | Vaires | 2002 | 10.5 | 11.3 | 11.4 | 12.6 | 45.8 |
| | PABION CLARA | UFOLEP 63 | 2000 | 10.1 | 9.9 | 13.6 | 12.2 | 45.8 |
| 55 | BONNIER CLARISSE | Vaires | 2000 | 9.1 | 11.7 | 11.7 | 13.2 | 45.7 |
| | DELQUIGNIES JULIETTE | Cysoing | 1998 | 10.8 | 11.6 | 11.1 | 12.2 | 45.7 |
| 57 | SOUCHU EVA | Vaires | 2004 | 9.9 | 10.1 | 12.9 | 12.6 | 45.5 |
| | EHRET MARION | Eragny | 1997 | 10.3 | 11.9 | 10.7 | 12.6 | 45.5 |
| 59 | LE ROY JUDITH | Artannes | 1997 | 9.9 | 12.4 | 11.5 | 11.2 | 45.0 |
| | REYTET LOAN | Gradignan Gymnix | 2003 | 10.0 | 10.0 | 12.3 | 12.7 | 45.0 |
| 61 | CHATELIER AMANDINE | Vaires | 2003 | 10.8 | 11.1 | 11.9 | 11.1 | 44.9 |
| | STOUPY MARIE | Carvin | 2002 | 10.4 | 12.1 | 10.2 | 12.2 | 44.9 |
| 63 | BOUQUIGNAUD LUCY | UFOLEP 63 | 2004 | 10.5 | 11.5 | 10.8 | 12.0 | 44.8 |
| 64 | LEGO LAURA | Les Clayes | 2002 | 9.5 | 11.9 | 11.4 | 11.7 | 44.5 |
| | TRAVERS AMELIE | Eragny | 1996 | 10.0 | 12.0 | 10.5 | 12.0 | 44.5 |
| 66 | POMARAT EVA | UFOLEP 63 | 2001 | 10.9 | 10.3 | 10.8 | 12.4 | 44.4 |
| 67 | MAGAT CLARA | Marcy charbonnières | 2001 | 10.2 | 10.1 | 10.8 | 12.5 | 43.6 |
| 68 | RESTIER ELSA | Les Clayes | 2001 | 9.6 | 10.0 | 11.2 | 12.5 | 43.3 |
| 69 | MILLET ROMANE | Cysoing | 2003 | 10.8 | 11.2 | 8.8 | 12.3 | 43.1 |
| | DUPUY ROMANE | Artannes | 2003 | 10.8 | 10.1 | 9.8 | 12.4 | 43.1 |
| 71 | GARREYN JULIETTE | Cysoing | 2003 | 10.3 | 11.9 | 8.8 | 12.0 | 43.0 |
| 72 | GANAY JULIETTE | Tours GC | 2004 | 8.7 | 12.0 | 10.0 | 11.8 | 42.5 |
| 73 | SAPET BUTEL GIULIANA | Loriol | 2007 | 10.0 | 8.4 | 12.0 | 11.9 | 42.3 |
| | HER MARGAUX | Haisnes | 2001 | 8.1 | 9.6 | 11.9 | 12.7 | 42.3 |
| 75 | RAME LUCIE | UFOLEP 33 | 2005 | 10.3 | 9.2 | 9.7 | 12.3 | 41.5 |
| 76 | VEQUAUD ROMANE | UFOLEP 33 | 2006 | 10.8 | 9.4 | 8.8 | 12.4 | 41.4 |
| 77 | VEUILLET VICTORIA | Marcy charbonnières | 1996 | 10.7 | 11.1 | 8.7 | 10.4 | 40.9 |




| | | | | | | | | |
|----|-------------------|---------------------|------|------|------|------|------|------|
| 78 | MAJCHRZAK NOEMIE | Morsang sur orge | 2010 | 9.5 | 10.7 | 8.5 | 11.4 | 40.1 |
| 79 | DUC CYRIELLE | Marcy charbonnières | 1995 | 9.4 | 11.4 | 10.2 | 7.9 | 38.9 |
| 80 | PELLETIER PAULINE | St just st rambert | 1993 | 11.5 | 13.5 | 13.1 | 0.0 | 38.1 |
| 81 | JANICHON CORALINE | Eragny | 1998 | 0.0 | 13.2 | 11.1 | 12.3 | 36.6 |
| | THEVENET LEA | Loriol | 2000 | 10.6 | 13.0 | 13.0 | 0.0 | 36.6 |
| 83 | TERNEL LOUISE | Haisnes | 2006 | 10.4 | 12.6 | 13.4 | 0.0 | 36.4 |
| 84 | HUET CLEMENTINE | Vaires | 1997 | 11.6 | 12.8 | 11.5 | 0.0 | 35.9 |
| 85 | FERREIRA CLARA | Marcy charbonnières | 2002 | 0.0 | 11.4 | 11.5 | 10.3 | 33.2 |
| 86 | CASTANS APOLLINE | Eragny | 1994 | 9.9 | 0.0 | 11.7 | 11.3 | 32.9 |
| 87 | LENFANT LYDIA | Haisnes | 1990 | 0.0 | 12.7 | 0.0 | 13.0 | 25.7 |
| 88 | LABURTHE LORENE | Gradignan Gymnix | 1999 | 0.0 | 12.8 | 12.2 | 0.0 | 25.0 |
| 89 | HAMMOU SARAH | Morsang sur orge | 2001 | 0.0 | 0.0 | 11.0 | 12.2 | 23.2 |
| 90 | GOUL JOHANNA | St just st rambert | 1983 | 0.0 | 12.6 | 9.1 | 0.0 | 21.7 |
| 91 | FOLCO SANDRA | Morsang sur orge | 1998 | 0.0 | 11.5 | 0.0 | 0.0 | 11.5 |
| 92 | AUGOYARD ANDREEA | Riorges | 1988 | 0.0 | 0.0 | 0.0 | 0.0 | 0.0 |
| | | Riorges | 0 | 0.0 | 0.0 | 0.0 | 0.0 | 0.0 |
| | COELHO LESLIE | UFOLEP 33 | 1991 | 0.0 | 0.0 | 0.0 | 0.0 | 0.0 |
| | | Tours GC | 0 | 0.0 | 0.0 | 0.0 | 0.0 | 0.0 |
| | | Morsang sur orge | 0 | 0.0 | 0.0 | 0.0 | 0.0 | 0.0 |

8. FEMININ NIVEAU6 11-18 ans . SA_DA (individuels)

8.1. Résultats par équipes

| | Equipe | Club |  |  |  |  | Total |
|----|----------------------|--|--|---|---|---|-------|
| 1 | L'isle d'abeau 2 | 38--LA GYM DABEAU | 41.1 | 46.1 | 42.4 | 44.3 | 173.9 |
| 2 | Outreau 2 | 62--Outreau | 41.8 | 44.5 | 42.3 | 43.6 | 172.2 |
| 3 | St Priest | 69--Gymnique association saint priest | 41.2 | 43.8 | 43.4 | 43.2 | 171.6 |
| 4 | Blanquefort | 33--Entente sportive blanquefort | 42.1 | 43.9 | 40.5 | 43.7 | 170.2 |
| | Beuvry | 62--Beuvry la concorde | 40.4 | 45.5 | 41.6 | 42.7 | 170.2 |
| 6 | Arpajon | 91--Esr arpajon | 40.5 | 44.3 | 42.0 | 42.5 | 169.3 |
| 7 | Roquefort la bedoule | 13--Ail roquefort la bedoule | 40.3 | 42.3 | 43.1 | 42.2 | 167.9 |
| 8 | Bléré | 37--Session Gymnastique Artistique Bléré Val de Cher | 40.5 | 43.3 | 41.1 | 42.5 | 167.4 |
| 9 | Montfermeil | 93--Association Gymnastique Montfermeil | 39.8 | 42.6 | 40.3 | 44.0 | 166.7 |
| 10 | Villeurbanne | 69--ASUL Sports Loisirs | 41.2 | 44.5 | 37.6 | 43.2 | 166.5 |
| 11 | Muret | 31--Le Ralliement | 41.0 | 40.5 | 42.4 | 39.7 | 163.6 |
| 12 | Venansault | 85--FFV | 39.9 | 41.0 | 40.1 | 42.0 | 163.0 |




8.2. Résultats individuels

| | Gymnaste | Equipe | Annee |  |  |  |  | Total |
|----|-------------------------|----------------------|-------|--|---|---|---|-------|
| 1 | LEROY NOELINE | Outreau 2 | 2008 | 11.2 | 12.1 | 11.0 | 10.8 | 45.1 |
| 2 | VIDAL SIRIANE | Villeurbanne | 2005 | 11.0 | 11.9 | 10.6 | 11.4 | 44.9 |
| | TATY LOUEMBET KETHIA | L'isle d'abeau 2 | 2008 | 10.7 | 11.7 | 11.0 | 11.5 | 44.9 |
| 4 | JEREMIASCH LOLA | Montfermeil | 2006 | 10.9 | 11.6 | 10.3 | 11.7 | 44.5 |
| 5 | GARCIA AMANDINE | Blanquefort | 2004 | 10.6 | 11.7 | 11.2 | 10.9 | 44.4 |
| 6 | SLIMANI JEMEI SENDA | St Priest | 2008 | 10.9 | 11.5 | 10.9 | 10.8 | 44.1 |
| 7 | COLIN INES | Arpajon | 2009 | 10.7 | 11.6 | 10.4 | 11.0 | 43.7 |
| | BONIN FANNY | St Priest | 2009 | 10.7 | 11.2 | 11.0 | 10.8 | 43.7 |
| | RAME LEONIE | Blanquefort | 2009 | 11.0 | 11.4 | 9.8 | 11.5 | 43.7 |
| 10 | PEREIRA BASILIO LILIANA | Beuvry | 2006 | 10.5 | 11.6 | 10.5 | 10.7 | 43.3 |
| 11 | LABELLE LAURIANE | Muret | 2007 | 10.7 | 11.2 | 10.6 | 10.5 | 43.0 |
| 12 | GIRAUD PAULINE | Roquefort la bedoule | 2005 | 10.5 | 10.9 | 10.3 | 11.0 | 42.7 |
| | VINCENT BENEDICTE | Beuvry | 2007 | 9.8 | 11.6 | 10.4 | 10.9 | 42.7 |
| 14 | KNIGHT LUCILE | L'isle d'abeau 2 | 2005 | 9.2 | 12.0 | 10.4 | 11.0 | 42.6 |
| 15 | BERTAUT MARION | Bléré | 2006 | 10.4 | 11.1 | 10.3 | 10.7 | 42.5 |
| | EL MAJRI AMBRINE | L'isle d'abeau 2 | 2005 | 10.1 | 11.3 | 10.1 | 11.0 | 42.5 |
| | KIELINSKI MANON | Outreau 2 | 2005 | 10.2 | 10.6 | 10.6 | 11.1 | 42.5 |
| 18 | COISSIEU LISON | St Priest | 2006 | 9.5 | 10.8 | 10.9 | 11.2 | 42.4 |
| | GIRAUD CHARLOTTE | Roquefort la bedoule | 2007 | 9.9 | 10.9 | 11.2 | 10.4 | 42.4 |
| 20 | CAZES CORALINE | Montfermeil | 2008 | 10.3 | 11.7 | 9.4 | 10.9 | 42.3 |
| 21 | LOUIN ELINE | Arpajon | 2004 | 10.0 | 11.0 | 10.9 | 10.3 | 42.2 |
| 22 | LOUIN CELIA | Arpajon | 2009 | 9.9 | 10.9 | 10.6 | 10.5 | 41.9 |
| 23 | THOMASSIER CARLA | Villeurbanne | 2005 | 10.4 | 11.6 | 9.6 | 10.2 | 41.8 |
| 24 | CIPRIANO LAURA | Roquefort la bedoule | 2004 | 10.1 | 10.4 | 10.6 | 10.6 | 41.7 |

| | | | | | | | | |
|----|------------------------|----------------------|------|------|------|------|------|------|
| 25 | MESSEANT ANGELINA | Beuvry | 2008 | 10.1 | 11.0 | 10.2 | 10.3 | 41.6 |
| | BRILLET MARIE | Venansault | 2005 | 9.8 | 11.1 | 10.1 | 10.6 | 41.6 |
| 27 | TALFER GAMBEY JULIE | L'isle d'abeau 2 | 2007 | 9.9 | 10.5 | 10.5 | 10.6 | 41.5 |
| 28 | CARSALADE INES | Muret | 2007 | 10.2 | 11.4 | 11.2 | 8.5 | 41.3 |
| 29 | HUART MAIANA | Blanquefort | 2010 | 10.4 | 9.3 | 10.8 | 10.7 | 41.2 |
| 30 | HERVET CHLOÉ | Bléré | 2005 | 10.4 | 10.8 | 9.3 | 10.6 | 41.1 |
| | OUCHANE TASNIM | L'isle d'abeau 2 | 2009 | 10.4 | 9.4 | 10.5 | 10.8 | 41.1 |
| | BOUMAZA SARAH | Outreau 2 | 2008 | 10.0 | 10.6 | 9.7 | 10.8 | 41.1 |
| 33 | LAOUILLEAU LORA | Blanquefort | 2006 | 10.1 | 11.5 | 8.7 | 10.6 | 40.9 |
| | VERBRUGGEN LUNA | Beuvry | 2010 | 10.0 | 11.3 | 9.4 | 10.2 | 40.9 |
| | BUZAN EMA | Montfermeil | 2008 | 8.8 | 10.8 | 10.5 | 10.8 | 40.9 |
| 36 | GRANGIER ALIX | Beuvry | 2006 | 8.6 | 10.9 | 10.5 | 10.8 | 40.8 |
| 37 | HATCHADOURIAN LALY | Villeurbanne | 2004 | 10.1 | 10.1 | 9.6 | 10.9 | 40.7 |
| 38 | MIZZI CLAIRE | Roquefort la bedoule | 2004 | 9.8 | 10.0 | 11.0 | 9.6 | 40.4 |
| | PETEREAU CLARISSE | Bléré | 2004 | 9.2 | 10.9 | 10.1 | 10.2 | 40.4 |
| 40 | LEONARD SPODIMEK ELORA | Venansault | 2008 | 10.1 | 9.4 | 10.3 | 10.5 | 40.3 |
| 41 | PRIGENT ANOUK | Bléré | 2005 | 9.4 | 9.9 | 10.2 | 10.7 | 40.2 |
| 42 | DUSSANIER ADELIE | Outreau 2 | 2005 | 9.7 | 10.2 | 9.9 | 10.3 | 40.1 |
| 43 | GOUTTENOIRE LENIE | St Priest | 2007 | 9.9 | 9.4 | 10.3 | 10.4 | 40.0 |
| 44 | GUÉRANGER MANON | Bléré | 2005 | 8.6 | 10.5 | 10.5 | 10.3 | 39.9 |
| 45 | LASSALLE YSALINE | Outreau 2 | 2005 | 10.4 | 9.8 | 8.8 | 10.8 | 39.8 |
| | DE FREITAS JULIA | Venansault | 2004 | 10.0 | 8.9 | 10.4 | 10.5 | 39.8 |
| 47 | VENTURA JEANNE | Roquefort la bedoule | 2005 | 9.5 | 10.1 | 9.8 | 10.2 | 39.6 |
| 48 | TRAILLE JENNY | Muret | 2007 | 10.3 | 8.2 | 10.3 | 10.6 | 39.4 |
| | JOUANNET MANON | Venansault | 2005 | 10.0 | 10.2 | 9.1 | 10.1 | 39.4 |
| 50 | MECHAIN KASSENDRA | Villeurbanne | 2006 | 9.7 | 10.9 | 7.8 | 10.7 | 39.1 |
| 51 | CERNOPISCHII ROMINA | Montfermeil | 2006 | 9.8 | 8.5 | 10.1 | 10.6 | 39.0 |
| 52 | ROBBE MAREVA | Arpajon | 2004 | 9.9 | 8.1 | 10.1 | 10.5 | 38.6 |
| | BROCHARD TIA | Venansault | 2005 | 9.8 | 9.2 | 9.3 | 10.3 | 38.6 |
| 54 | BELLI EMELINE | St Priest | 2004 | 9.2 | 10.3 | 9.6 | 9.4 | 38.5 |
| 55 | CORDOMI CHLOE | Muret | 2005 | 9.8 | 9.5 | 10.0 | 8.9 | 38.2 |
| | SLIMANI MARWA | L'isle d'abeau 2 | 2005 | 9.8 | 11.1 | 8.2 | 9.1 | 38.2 |
| 57 | SIMON CAMILLE | Muret | 2004 | 9.7 | 8.4 | 10.3 | 9.7 | 38.1 |
| 58 | JAMIER AGATHE | St Priest | 2009 | 9.7 | 9.2 | 10.6 | 8.5 | 38.0 |
| 59 | BAZZON LUCY | Arpajon | 2005 | 9.8 | 10.8 | 9.5 | 6.9 | 37.0 |
| 60 | SEVAULT LOANN | Arpajon | 2005 | 9.0 | 7.6 | 9.8 | 10.5 | 36.9 |
| | BIERNAT CLEA | Venansault | 2004 | 9.5 | 10.3 | 6.7 | 10.4 | 36.9 |
| 62 | LEFOLL LILOU | Blanquefort | 2006 | 9.9 | 8.0 | 7.2 | 9.8 | 34.9 |
| 63 | SCHARFFE CLARA | Muret | 2004 | 8.4 | 6.3 | 9.9 | 8.7 | 33.3 |
| 64 | HERMANN LOU-ANN | Outreau 2 | 2007 | 0.0 | 11.2 | 10.8 | 10.9 | 32.9 |
| 65 | SAPET CLEMENCE | Bléré | 2005 | 10.3 | 0.0 | 7.9 | 10.5 | 28.7 |
| 66 | POPESCU SONIA | Villeurbanne | 2004 | 9.5 | 9.1 | 0.0 | 9.2 | 27.8 |
| 67 | VERNE MAELLA | Blanquefort | 2008 | 0.0 | 0.0 | 0.0 | 0.0 | 0.0 |
| | LAGNEAU CANDICE | Beuvry | 2004 | 0.0 | 0.0 | 0.0 | 0.0 | 0.0 |
| | LEREDE MELLE | Montfermeil | 2006 | 0.0 | 0.0 | 0.0 | 0.0 | 0.0 |
| | TARDIVON LUCILE | Montfermeil | 2004 | 0.0 | 0.0 | 0.0 | 0.0 | 0.0 |

9. FEMININ NIVEAU5 11 + . SA_DA (B) (individuels)

9.1. Résultats par équipes

| | Equipe | Club |  |  |  |  | Total |
|----|---------------------|---|--|---|---|---|-------|
| 1 | St pierre du perray | 91--St Pierre du Perray | 44.4 | 45.8 | 44.8 | 45.8 | 180.8 |
| 2 | Beauchamp | 95--Arabesque gymnique Beauchamp | 43.4 | 44.4 | 43.6 | 45.1 | 176.5 |
| 3 | Auneuil | 60--Auneuil Gymnastique Artistique | 44.3 | 44.5 | 42.5 | 44.9 | 176.2 |
| 4 | Draveil TEAM | 91--DRAVEIL Team tumbling Gymnastique | 43.0 | 45.2 | 42.8 | 44.4 | 175.4 |
| 5 | Cournon | 63--Cournon d'Auvergne Gym | 42.5 | 43.0 | 41.6 | 44.1 | 171.2 |
| 6 | Chatel-guyon | 63--La vigilante | 41.8 | 43.4 | 42.7 | 42.7 | 170.6 |
| | Biarritz | 64--Equilibre Biarritz | 41.2 | 44.2 | 40.7 | 44.5 | 170.6 |
| 8 | Bron | 69--Amicale Laïque de Bron | 40.4 | 41.8 | 43.8 | 44.2 | 170.2 |
| 9 | Gradignan Gymnix | 33--Gymnix | 41.9 | 41.8 | 40.9 | 44.2 | 168.8 |
| 10 | Clermont l'hérault | 34--association clermontaise de gymnastique | 42.0 | 35.6 | 37.3 | 43.0 | 157.9 |

9.2. Résultats individuels

| | Gymnaste | Equipe | Annee |  |  |  |  | Total |
|----|-----------------------------|---------------------|-------|--|---|---|---|-------|
| 1 | VICTOR RAPHAEL SHANICE | St pierre du perray | 2006 | 11.5 | 12.0 | 11.7 | 11.7 | 46.9 |
| 2 | MARTIN FLAVIE | Auneuil | 2002 | 11.4 | 11.8 | 11.5 | 11.7 | 46.4 |
| 3 | DYMALA MAELYS | Draveil TEAM | 2003 | 11.1 | 11.9 | 11.4 | 11.7 | 46.1 |
| 4 | PLUMEL MELINE | St pierre du perray | 2001 | 11.2 | 11.7 | 11.4 | 11.6 | 45.9 |
| 5 | SKWARA MARINE | Beauchamp | 1994 | 10.6 | 11.6 | 11.2 | 11.3 | 44.7 |
| 6 | BRIGHENTI CHLOE | Draveil TEAM | 2004 | 11.3 | 11.7 | 10.3 | 11.2 | 44.5 |
| 7 | KERRAND LAUREEN | Beauchamp | 2003 | 11.1 | 11.4 | 10.7 | 11.1 | 44.3 |
| | LAROCHE MAURANE | Cournon | 2005 | 11.0 | 11.0 | 11.1 | 11.2 | 44.3 |
| 9 | THOMAS CORALIE | Beauchamp | 1996 | 10.9 | 11.3 | 10.3 | 11.5 | 44.0 |
| | MERY ELEONORE | Auneuil | 2003 | 11.2 | 11.0 | 10.4 | 11.4 | 44.0 |
| 11 | LEVET LEA | Chatel-guyon | 1998 | 11.0 | 11.8 | 10.9 | 9.9 | 43.6 |
| 12 | ALCANTARA JENNY | Biarritz | 2000 | 10.9 | 11.4 | 9.8 | 11.4 | 43.5 |
| 13 | ROUXEL LAURA | Gradignan Gymnix | 1993 | 10.6 | 11.5 | 10.3 | 10.9 | 43.3 |
| | CASCALES LOLA | Bron | 2008 | 10.5 | 10.8 | 11.0 | 11.0 | 43.3 |
| 15 | LAROCHE MADISON | Cournon | 2003 | 10.4 | 10.6 | 10.7 | 11.3 | 43.0 |
| | DULIN ADELINE | Auneuil | 2004 | 11.0 | 10.8 | 10.2 | 11.0 | 43.0 |
| 17 | BOYER MANON | Chatel-guyon | 1999 | 10.9 | 10.8 | 9.9 | 11.3 | 42.9 |
| | LANEUSE KRISTEL | Biarritz | 2002 | 9.9 | 11.1 | 10.4 | 11.5 | 42.9 |
| | ANDREU MAELIE | Clermont l'hérault | 2008 | 10.4 | 11.3 | 9.8 | 11.4 | 42.9 |
| 20 | MARTINEZ MARION | Bron | 2005 | 9.8 | 10.7 | 11.0 | 11.2 | 42.7 |
| | PINOT MORGANE | Auneuil | 2003 | 10.7 | 10.9 | 10.3 | 10.8 | 42.7 |
| 22 | MICHEL FAUSTINE | Biarritz | 2007 | 10.4 | 10.7 | 10.1 | 11.2 | 42.4 |
| 23 | ARJONA CLARA | Gradignan Gymnix | 2005 | 10.6 | 10.4 | 10.0 | 11.3 | 42.3 |
| | BOURGIER SAINT ANDRE MAYLIS | Chatel-guyon | 2009 | 10.0 | 10.5 | 10.8 | 11.0 | 42.3 |
| 25 | JOURNAUX AMANDINE | St pierre du perray | 2000 | 11.0 | 11.0 | 9.1 | 11.1 | 42.2 |
| 26 | CAPRA LISETTE | St pierre du perray | 1995 | 10.7 | 9.3 | 10.7 | 11.4 | 42.1 |

| | | | | | | | | |
|----|----------------------------|---------------------|------|------|------|------|------|------|
| 27 | SAUBIN LOLA | Bron | 2008 | 10.1 | 9.6 | 11.0 | 11.2 | 41.9 |
| | LIVE MATHILDE | Draveil TEAM | 2009 | 10.7 | 10.1 | 10.2 | 10.9 | 41.9 |
| 29 | BAILLY APOLLINE | St pierre du perray | 2006 | 10.1 | 10.3 | 11.0 | 10.1 | 41.5 |
| 30 | CHARTIER TESSA | Chatel-guyon | 2008 | 9.7 | 10.3 | 11.1 | 10.3 | 41.4 |
| 31 | BAAR CAMILLE | Beauchamp | 1998 | 10.8 | 8.8 | 10.9 | 10.8 | 41.3 |
| 32 | ERASO MOGABURU IDOIA | Biarritz | 2006 | 10.0 | 11.0 | 10.4 | 9.8 | 41.2 |
| 33 | LERIN NOEMIE | Gradignan Gymnix | 2005 | 10.2 | 9.6 | 9.6 | 11.6 | 41.0 |
| | MOULINET ALIX | Gradignan Gymnix | 2005 | 10.0 | 10.2 | 10.4 | 10.4 | 41.0 |
| 35 | WIBAUX LUCIE | Bron | 2007 | 9.8 | 10.0 | 10.3 | 10.8 | 40.9 |
| 36 | HENRY LÉONIE | Bron | 1998 | 9.8 | 10.3 | 10.7 | 10.0 | 40.8 |
| 37 | SAKHARI CELIA | Cournon | 2002 | 10.2 | 9.8 | 9.7 | 10.8 | 40.5 |
| 38 | GANAWELE DEVOUGE YELEEN | Cournon | 2007 | 10.9 | 8.4 | 9.8 | 10.8 | 39.9 |
| 39 | PEREIRA MANON | Cournon | 2000 | 9.6 | 11.6 | 8.4 | 10.2 | 39.8 |
| | CHAUVET JULIE | St pierre du perray | 1995 | 10.0 | 11.1 | 9.7 | 9.0 | 39.8 |
| 41 | FRAYSSINET LUDIVINE | Gradignan Gymnix | 1992 | 10.2 | 9.7 | 9.9 | 9.9 | 39.7 |
| 42 | NGUYEN LUCIE | Draveil TEAM | 2005 | 9.9 | 10.3 | 9.7 | 9.7 | 39.6 |
| | HATTOU JUSTINE | Clermont l'hérault | 2000 | 10.4 | 9.7 | 8.2 | 11.3 | 39.6 |
| 44 | PUEL ELISA | Clermont l'hérault | 2007 | 10.4 | 10.7 | 8.7 | 9.6 | 39.4 |
| 45 | JOLY AGATHE | Chatel-guyon | 2007 | 9.8 | 9.2 | 9.8 | 10.1 | 38.9 |
| 46 | LOPES ARRIETA AMANE | Biarritz | 2006 | 9.8 | 10.1 | 8.3 | 10.4 | 38.6 |
| 47 | BRET LEA | Cournon | 2007 | 9.9 | 8.6 | 10.0 | 9.9 | 38.4 |
| 48 | RIOTTOT JULIE | Bron | 1999 | 10.0 | 7.1 | 10.8 | 10.4 | 38.3 |
| 49 | CILLARD BENQUET ZOE | Biarritz | 2007 | 9.9 | 9.0 | 8.9 | 10.0 | 37.8 |
| 50 | BRUN ROMANE | Chatel-guyon | 2007 | 9.9 | 8.8 | 9.5 | 9.4 | 37.6 |
| 51 | REBER LALIE | Clermont l'hérault | 2007 | 10.8 | 3.9 | 10.6 | 10.7 | 36.0 |
| 52 | LEPP MARIE | Draveil TEAM | 2005 | 9.9 | 11.3 | 10.9 | 0.0 | 32.1 |
| 53 | DANGOISSE AMELIA | Auneuil | 2004 | 0.0 | 10.4 | 10.3 | 10.0 | 30.7 |
| 54 | MINIER KLERVI | Beauchamp | 1998 | 0.0 | 8.5 | 10.8 | 11.2 | 30.5 |
| 55 | CLAISSE CAMILLE | Beauchamp | 1996 | 0.0 | 10.1 | 10.0 | 9.8 | 29.9 |
| 56 | WILLEMS INGRID | Draveil TEAM | 1989 | 9.8 | 0.0 | 8.9 | 10.6 | 29.3 |
| 57 | PICHAVANT AGATHE | Gradignan Gymnix | 2005 | 10.5 | 0.0 | 10.2 | 0.0 | 20.7 |
| 58 | GRANJON LARA | Clermont l'hérault | 2008 | 0.0 | 0.0 | 0.0 | 0.0 | 0.0 |
| | VALETTE LECOUCO NINON | Clermont l'hérault | 2000 | 0.0 | 0.0 | 0.0 | 0.0 | 0.0 |